



Received on 19 April, 2017; received in revised form, 03 July, 2017; accepted, 25 July, 2017; published 01 December, 2017

BENZOTHAIAZOLE - A MAGIC MOLECULE

Amin Shaista* and Parle Amrita

Department of Pharmaceutical Chemistry, Delhi Pharmaceutical Science and Research University, New Delhi - 110017, New Delhi, India.

Keywords:

Benzothiazoles, Antimicrobial,
Anticancer, Clinical trials

Correspondence to Author:

Shaista Amin


Research Scholar,
Department of Pharmaceutical
Chemistry, Delhi Pharmaceutical
Science and Research University,
Pushp Vihar Sector 3, New Delhi
- 110017, New Delhi, India.

E-mail: Shaistamin148@gmail.com

ABSTRACT: Antimicrobial resistance has been called one of the world's most pressing public health problems. Addressing the issue of antimicrobial resistance is one of the most urgent priorities in the fields of public health today. Alarmingly, the development of resistance such as multi-drug resistance towards a number of antibiotics poses a challenge to the scientific community in the discovery of new therapies. Thus, there is a need to develop newer and effective molecules with high safety profile. Benzothiazoles are fused membered rings, which contain heterocycles bearing thiazole. Sulphur and nitrogen atoms constitute the core structure of thiazole and many pharmacologically and biologically active compounds. Benzothiazole is an interesting pharmacophore exhibiting diverse pharmacological activities like antimicrobial, anticancer, anthelmintic, antidiabetic, antitubercular, anticonvulsant, antioxidant, anti-inflammatory, antifungal, antipsychotic *etc.* The present article extensively covers various procedures of synthesis of 2-substituted benzothiazole core and its analogs - by utilizing distinctive catalysts, solvent conditions, reactants immobilized on solid support and microwave irradiation. Variations in synthetic procedures are studied to explore chemo-selectivity of the reactions, inexpensive, eco-friendly, less time consuming procedure with easy and quick isolation of the products. Ongoing clinical trials of different benzothiazole derivatives, exploring additional pharmacological activities, are also included.

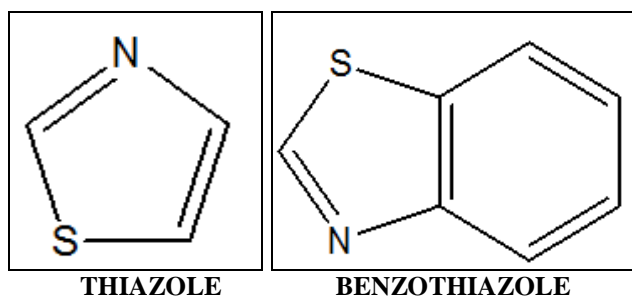
INTRODUCTION: Benzothiazoles are fused membered rings, which contain heterocycles bearing thiazole. Sulphur and nitrogen atoms constitute the core structure of thiazole and many pharmacologically and biologically active compounds¹. Benzothiazoles consist of a 5-membered 1, 3-thiazole ring fused to a benzene ring. The nine atoms of the bicycle and the attached substituents are coplanar.

Benzothiazole derivatives have been intensively studied, as the pharmacophore is one of the privileged structures in medicinal chemistry. Benzothiazoles have emerged as a core structure for diversified therapeutic applications which include, antimicrobial, anticancer, anthelmintic, antidiabetic, antitubercular, anticonvulsant, antioxidant, anti-inflammatory, antifungal, antipsychotic activities. They are also used in industry as vulcanisation accelerators. Various benzothiazoles such as 2-aryl benzothiazoles received much attention due to unique structure and its uses as radioactive amyloid imaging agents. Benzothiazole ring is present in various marine or terrestrial natural compounds, which have useful biological properties².

QUICK RESPONSE CODE 	DOI: 10.13040/IJPSR.0975-8232.8(12).4909-29
	Article can be accessed online on: www.ijpsr.com
DOI link: http://dx.doi.org/10.13040/IJPSR.0975-8232.8(12).4909-29	

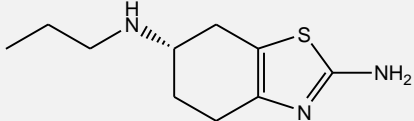
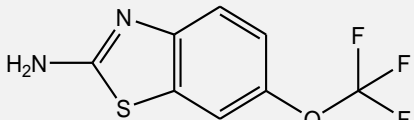
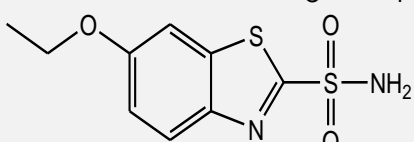
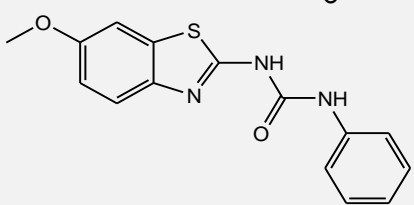
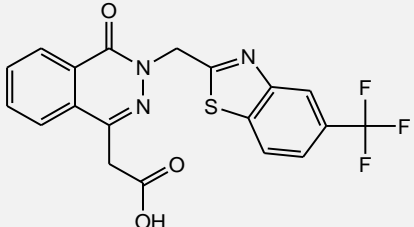
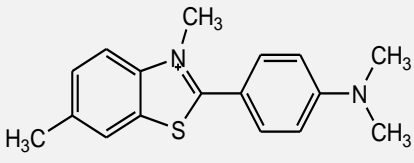
It is reported that the isosteres and derivatives of benzothiazoles have antimicrobial activities against gram negative, gram positive bacteria (e.g., *E. coli*, *Pseudomonas aeruginosa*, *Enterobacter*, *Staphylococcus epidermidis*, etc) and the yeast (e.g. *Candida albicans*).

Structure: The basic structure of benzothiazole consist of benzene ring fused with d face (4, 5 position) of thiazole. The numbering in thiazole starts from the sulphur atom.



Some of the marketed drugs ³ having benzothiazole nucleus are shown in **Table 1**.

TABLE 1: MARKETED PREPARATIONS HAVING BENZOTHAZOLE NUCLEUS

S. no	Marketed drug	Company	Use	Structure
1	Pramiprexole	Zydus cadila	Parkinsons disease, restless legs syndrome	
2	Riluzole	Sun pharmaceuticals	Amyotrophic lateral sclerosis	
3	Ethoxzolamide	Pharmacia, Upjohn, allergan	Glaucoma, diuretic, duodenal ulcers	
4	Frentizole	Not Available	Antiviral, immunosuppressive agent	
5	Zopolrestat	Not Available	Anti-diabetic	
6	Thioflavin T	Not Available	Amyloid imaging agent	

Methods of Synthesis:

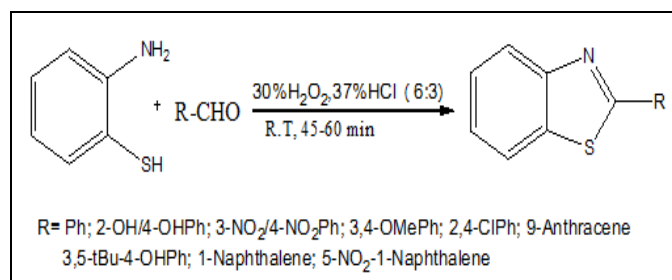
By Condensation Reaction:

Condensation of 2-aminothiophenol with aldehydes:

Homogenous Catalysis: Homogeneous catalysis is a catalytic reaction in which the catalyst is in the same phase as the reactants. Homogeneous

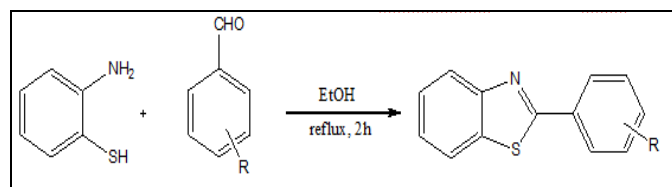
catalysis applies to reactions in the gas phase and even in a solid phase

Acid Catalyzed Condensation: Guo and co-authors demonstrated the acid catalysed homogeneous condensation of 2-aminothiophenol and substituted aldehyde using H_2O_2 / HCl in ethanol at room temperature (**Scheme 1**).⁴



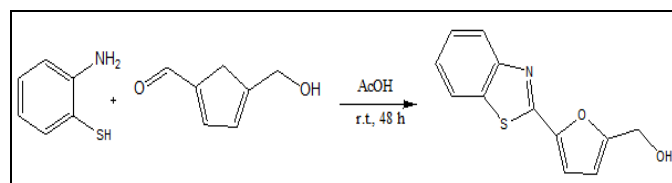
SCHEME: 1

Mortimer and colleagues synthesized a series of novel 2-phenylbenzothiazoles by the reaction of 2-aminothiophenol and substituted benzaldehydes in ethanol (EtOH) (Scheme 2) ⁵.



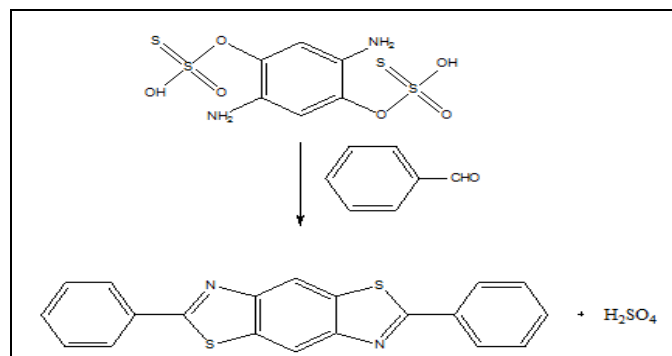
SCHEME: 2

Sattler and co-authors synthesized [5-(2,3-dihydro-1,3 benzothiazol-2-yl)oxolan-2-yl]methanol from the condensation of hydroxymethylfurfural (HMF) and 2-aminobenzenethiol in the presence of acetic acid (AcOH). (Scheme 3) ⁶.



SCHEME: 3

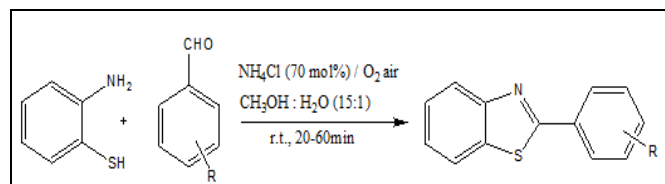
Perkin *et al.*, demonstrated the synthesis of benzobisthiazoles from benzaldehydes. Benz aldehydes when heated with *para*-phenylene diamine-2, 5- di- (thiosulfuric acid) formed a benzal derivative as an intermediate, which at higher temperature yielded the benzobisthiazole (Scheme 4) ⁷.



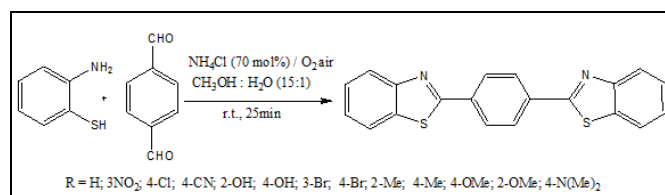
SCHEME: 4

Base Catalyzed Condensation: Maleki *et al.*, have developed a method for the synthesis of 2-arylbenzothiazole derivatives from condensation of 2-aminothiophenol with aromatic aldehydes using ammonium chloride as a catalyst in methanol/water (15:1 v:v) as a dual solvent system at room temperature (Scheme 5a, b) ⁸.

The chief advantage of this reaction is the use of ammonium chloride which is a cheap, metal-free and readily available reagent. For comparative study authors have used various organic solvents such as chloroform, ethanol, acetonitrile, dichloromethane and water. However, methanol / water have been observed as the best solvent system in terms of the yield.

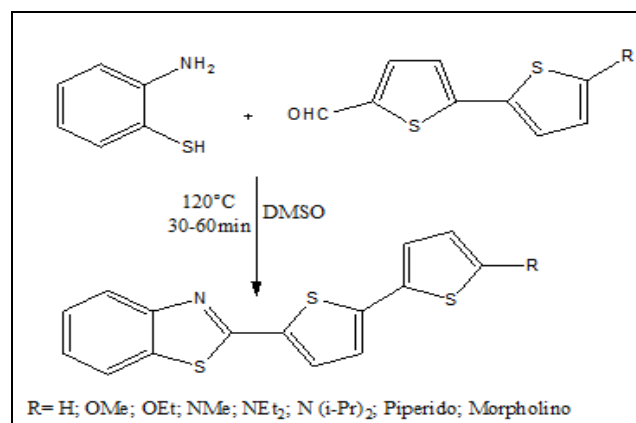


SCHEME: 5A



SCHEME: 5B

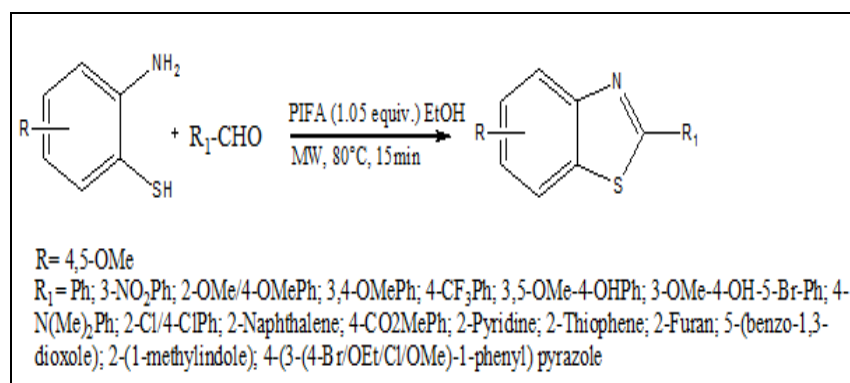
Solvent Catalyzed Condensation: Batista *et al.*, prepared Bithienyl-1, 3-benzothiazoles by employing the condensation of 2-amino benzenethiol and various 5-formyl-5'-alkoxy-bithiophenes or 5-formyl-5'-*N,N*-dialkylamino- 2, 2'-bithiophenes under the refluxing Dimethyl sulfoxide (DMSO) for 30-60 min (Scheme 6) ⁹.



SCHEME: 6

Microwave-induced Condensation: Praveen and co-workers demonstrated microwave-assisted synthesis of benzothiazole and benzoxazole derivatives using phenyliodonium bis (trifluoroacetate) (PIFA) as an oxidant for the cyclocondensation of 2-aminothiophenols / 2-aminophenols with different aldehydes in ethanol at 80 °C, which afforded high yield of the products (**Scheme 7**)¹⁰. Due to the cleavage of the

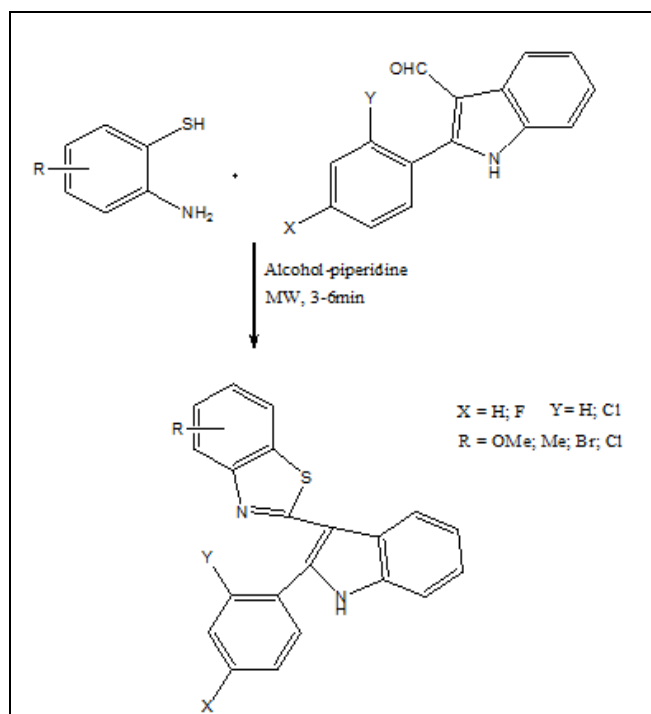
heterocycles in the microwave irradiation, heterocyclic nucleus containing substituted aldehyde compounds such as pyridine, thiophene and furan allowed average yield. The major advantages of this method are the use of PIFA (which works both as a Lewis acid and as an oxidant), wide substrate scope, short reaction time, microwave condition and satisfactory yields.



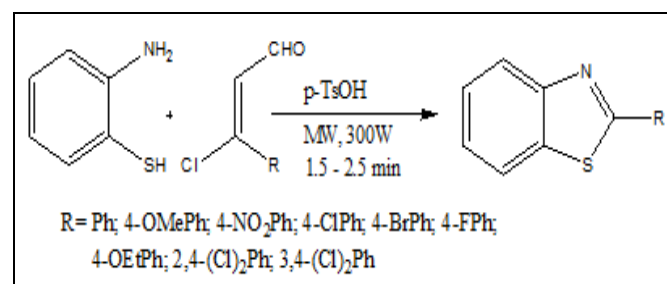
SCHEME: 7

Dandia *et al.*, reported the synthesis of benzothiazoles by the condensation of 2-phenyl-1H-indole-3-carboxaldehyde and 5-substituted 2-aminothiophenols in the presence of piperidine or *para* toluenesulphonic acid (*p*-TSA) in ethanol (EtOH) or *N,N*-dimethylformamide (DMF) solvent under microwave irradiation (MWI) for 3-6 min at 240 W (**Scheme 8**)¹¹.

Paul *et al.*, demonstrated an efficient method for the synthesis of 2-arylbenzothiazoles by condensation reaction of 2-aminothiophenol with β -chlorocinnam aldehydes under microwave irradiation (MWI) using *para*-toluenesulfonic acid (*p*-TSA) (**Scheme 9**)¹². Operational simplicity, fast environmental friendly reaction, general applicability and accommodating a variety of substitution patterns are the notable advantages of this procedure.



SCHEME: 8



SCHEME: 9

Heterogeneous Catalysis: In heterogeneous catalysis the catalysis occurs at the interface of two phases, typically gas-solid. It involves the use of a catalyst in a different phase from the reactants. Typical examples involve a solid catalyst with the reactants as either liquids or gases.

Acid Catalyzed Condensation: The methods of acid catalysed condensation are depicted in the

following schemes: Nalage *et al.*, demonstrated an efficient method for the synthesis of 2-arylbenzothiazole by condensation of different aldehydes and 2-aminothiophenol, in the presence of phosphorus pentoxide (P_2O_5) in methanol (MeOH) for 3–7 hr at room temperature. Phosphorus pentoxide acts as an acid catalyst (**Scheme 10, Method 1**)¹³.

Chandrachood and colleagues demonstrated the synthesis of 2-arylsubstituted benzothiazoles, using cobalt nitrate ($Co(NO_3)_2 \cdot 6H_2O$)/ hydrogen peroxide (H_2O_2) as a catalyst (**Scheme 10, Method 2**)¹⁴. They have noticed the impact of temperature, change in reagent amount and change in solvent on the reaction and found the best outcomes utilizing cobalt nitrate and hydrogen peroxide in N,N-dimethylformamide (DMF).

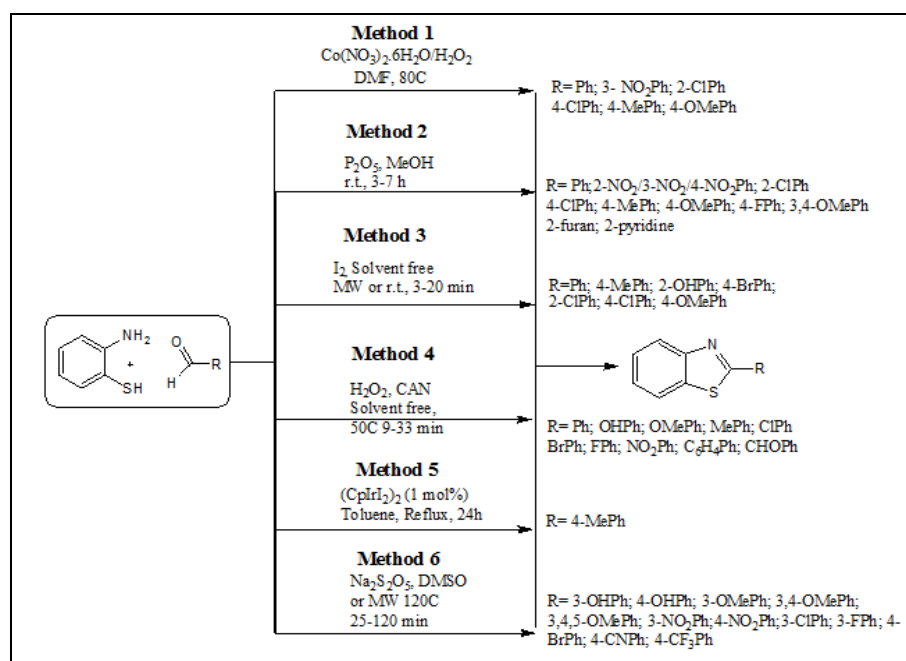
Rapid and effective condensation reactions of 2-aminothiophenol with various aldehydes were carried out using iodine as a catalyst in solvent-free conditions, by Moghaddam *et al.*, to afford the corresponding 2-substituted benzothiazole derivatives in a relatively short time in excellent yields (**Scheme 10, Method 3**)¹⁵.

Weekes *et al.*, have reported a simple, one-pot and high-yielding protocol for the substituted 2-phenylbenzothiazoles under both thermal and microwave (MW) conditions from the condensation of various benzaldehydes and 2-

aminothiophenol using sodium metabisulfite ($Na_2S_2O_5$) as a mild oxidant in dimethylsulfoxide (DMSO) at 120 °C (**Scheme 10, Method 4**)¹⁶. Here, less reaction time and simple isolation of product without column chromatography are the additional advantages. Authors also achieved excellent yield of product using dimethylformamide (DMF) at 90 °C as a solvent, though this reaction takes longer time (>2 h) because of the lower solubility of reaction components in DMF. However, DMSO is an efficient solvent for promoting this reaction, due to its optimal reagent dissolution and oxidizing agent properties.

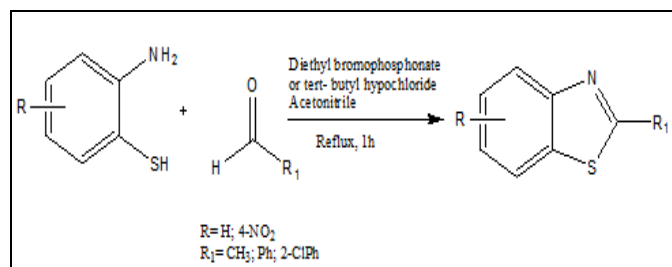
Synthesis of 2-(*para*-tolyl) benzothiazole by transition metal-Ir-catalyzed hydrogen-transfer reactions of 4-methylbenzaldehyde with 2-aminothiophenol have suggested by Blacker and colleagues (**Scheme 10, Method 5**)¹⁷.

The H_2O_2 /Cerium ammonium nitrate (CAN) system as a novel and very efficient reagent for the convenient synthesis of benzothiazoles in good to excellent yields through the condensation of 2-aminothiophenol and various substituted aryl aldehydes was described by Bahrami and co-authors (**Scheme 10, Method 6**)¹⁸. Short reaction time, easy and quick isolation method, excellent chemo selectivity and good yields are the main advantages of this procedure.



SCHEME: 10

2-substituted benzothiazole and benzoxazole were synthesized by the condensation of aldehydes with 2-aminothiophenol or 2-aminophenol respectively through a one-pot reaction by applying diethyl bromo phosphonate and tert-butyl hypochlorite (*t*-BuOCl) in acetonitrile (MeCN) by Patil *et al.*, (Scheme 11) ¹⁹.



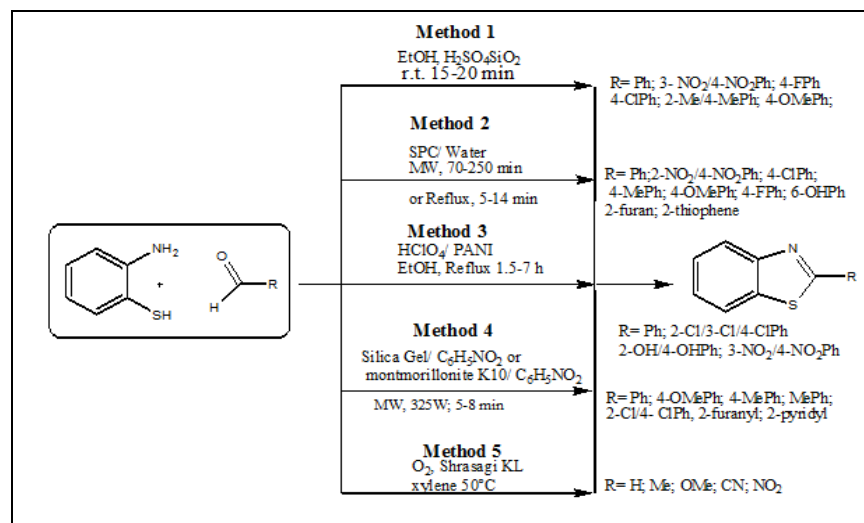
SCHEME: 11

Solid Supported Condensation: Maleki *et al.*, have suggested an efficient and improved catalyst, sulphuric acid immobilized on silica-gel ($H_2SO_4.SiO_2$) for the synthesis of 2-aryl benzothiazoles through condensation of various aldehydes and 2-aminothiophenol (Scheme 12, Method 1) ²⁰. Here, $H_2SO_4.SiO_2$ is an inexpensive, heterogeneous and stable catalyst possessing very high reactivity compared to unsupported H_2SO_4 . The authors have examined the effect on the yield by employing different amounts of catalyst in various solvents but considerable growth of the reaction rate and improvement of the yield were observed when 5 mg of $H_2SO_4.SiO_2$ in ethanol (EtOH) was used.

Shokrolahi *et al.*, have reported the condensation of 2-aminothiophenol with aldehyde using Sulfonated

Porous Carbon (SPC) as a heterogeneous catalyst in water under reflux conditions and microwave irradiation to produce benzothiazole derivatives (Scheme 12, Method 2) ²¹. Here, porous carbon materials can accomplish most of the required properties for a suitable catalyst support due to high surface areas and well-developed porosities. Authors have studied the optimization experiment using different amount of SPC for the condensation reaction in water by refluxing for 90 min or by microwave irradiation for 6 min. Use of 0.1g of SPC shows the best results under these reaction conditions. The reusability and recyclability of the catalyst (SPC) was checked under similar reaction conditions and was concluded that, for the three catalytic cycles, the yields and reaction times remained the same. This protocol had simple work set up, was environmentally benign, produced good yields, and had no requirement of extra oxidants and use of cheap catalyst compared to previously reported methods.

The synthesis of 2-substituted benzothiazoles efficiently in good yields by the reaction of 2-aminothiophenol and various aldehydes in the presence of a catalytic amount of perchloric acid-doped Polyaniline (HClO₄/PANI) under refluxing ethanol (EtOH) was reported by Alibeik *et al.*, (Scheme 12, Method 3) ²². The superior characteristics of this catalyst are the low cost, simple recovery and efficient reusability. The authors have studied the reusability of the catalyst and the results showed that there were no considerable changes in the catalyst reactivity.



SCHEME: 12

Alloum *et al.*, have presented the condensation of various aldehydes with 2-aminothiophenol on silica gel / nitrobenzene or montmorillonite K-10 / nitrobenzene under microwave irradiation (MWI) which afforded 2-arylbenzothiazoles in good yields with high purity (**Scheme 12, Method 4**)²³.

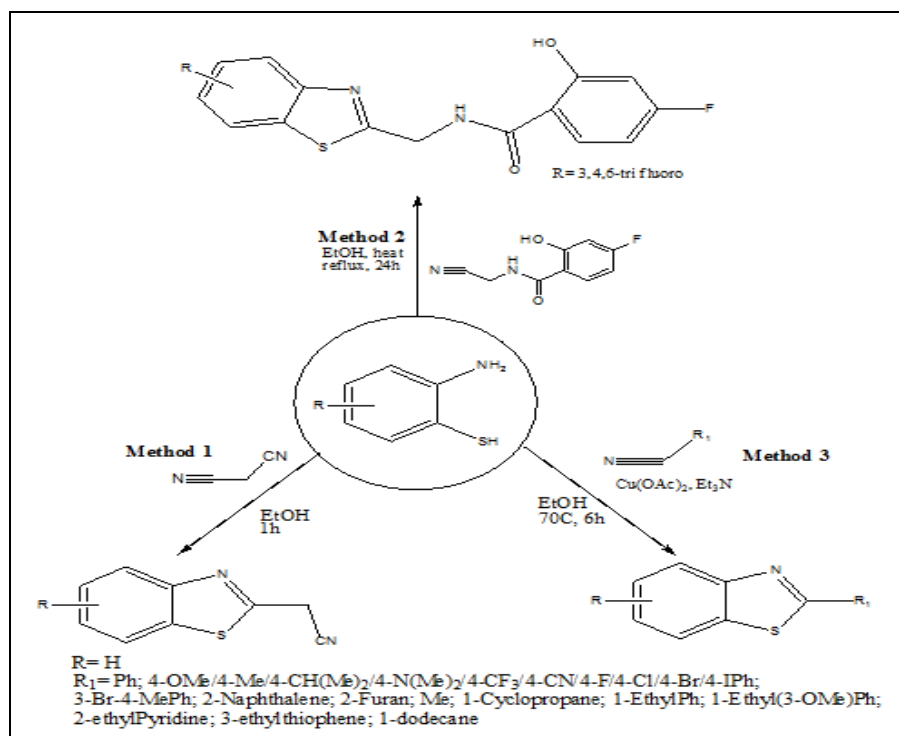
Kawashita and co-workers have disclosed a simple and direct synthesis of 2-arylbenzothiazole by the aid of activated carbon (Shirasagi KL) (**Scheme 12, Method 5**)²⁴.

Condensation of 2-Aminothiophenols with Nitrile: Mokhir *et al.*, have mentioned the synthesis of 2-cyanomethyl benzothiazole from the condensation of 2-aminothiophenol and malonodinitrile in the presence of glacial acetic acid (**Scheme 13, Method 1**)²⁵. The suspension of 2-cyanomethyl benzothiazole in iso-propanol and water containing potassium nitrite (KNO₂) was further treated with conc. HCl to yield

benzothiazolyl cyanoxime, which is good multidentate ligand for co-ordination chemistry.

Zandt and colleagues have reported the synthesis of 4-fluoro-2-hydroxy-*N*-(4,5,7-trifluorobenzothiazol-2-ylmethyl)-benzamide using *N*-cyanomethyl-4-fluoro-2-hydroxy-benzamide and 2-amino-4,5,7-trifluorothiophenol hydrochloride in refluxing ethanol (EtOH) for 24 h (**Scheme 13, Method 2**)²⁶.

Copper acetate catalysed formation of 2-substituted benzothiazoles in excellent yields via condensation of 2-aminobenzenethiols with wide range of nitriles containing different functional groups was developed by Sun *et al.*, (**Scheme 13, Method 3**)²⁷. Optimization of the reaction conditions explored that the optimal catalytic conditions consist of Cu(OAc)₂ (10mol %) and Et₃N (1.0 equiv.) in ethanol (EtOH) at 70 °C for 6 hr gives best results in terms of yield.



SCHEME: 13

Condensation 2-aminothiophenole with Ester: Khalil *et al.*, have surveyed that an amino ester and the selected 2-substituted aromatic amines such as 2-aminothiophenol was condensed in the presence of poly phosphoric acid (PPA) at 160 °C for 3 h followed by neutralization with aq. ammonia to yield corresponding 2-substituted benzothiazole (**Scheme 14, Method 1**)²⁸.

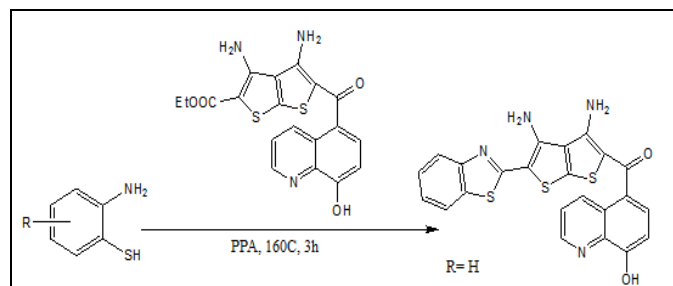
Manfroni *et al.*, have synthesized the 5-substituted ethyl-2-(benzothiazol-2-yl) acetate by the condensation of various substituted 2-aminothiophenol and ethyl cyanoacetate at 120 °C, which afforded high yield of the products (**Scheme 14, Method 2**)²⁹.

Reddy *et al.*, have investigated the distinctive formation of trifluoroacetyl benzothiazole by condensation of 2-aminophenol with trifluoroacetyl ketene diethyl acetal under microwave irradiation (MWI) in toluene for 8 min (**Scheme 14, Method 3**)³⁰.

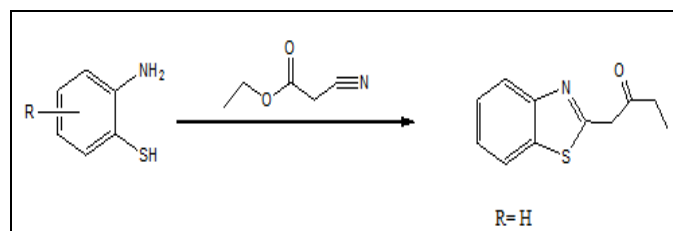
Shantakumar *et al.*, have presented some new benzothiazole derivatives by the reaction of benzothiazolyl carboxyhydrazide with variant aryl acids using phosphoryl chloride (POCl_3) (**Scheme 14, Method 4**)³¹.

The convenient, flexible, connective and efficient preparation of various benzothiazole derivatives by the condensation of substituted anilines with functionalized 2-esters in good to excellent yields under mild conditions was established by Bastug and colleagues (**Scheme 14, Method 5**)³².

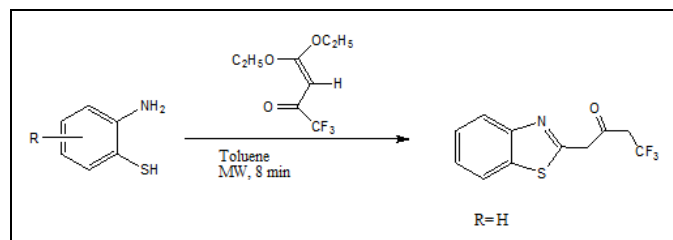
The development of new libraries of multifunctional sites containing heterocycles is the versatility of this protocol. Broad range of substituted 2-esters was prepared using the modified Pinner sequences which widen the scope of this condensation.



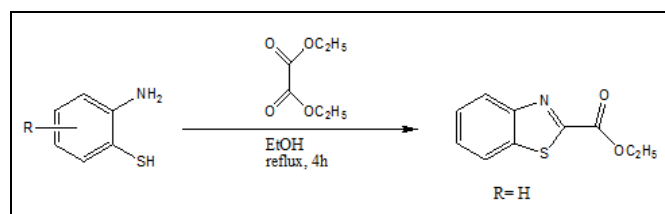
METHOD: 1



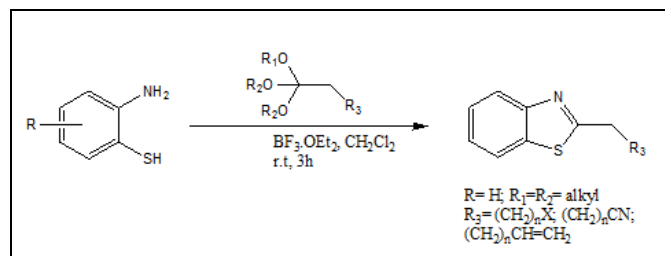
METHOD: 2



METHOD: 3



METHOD: 4



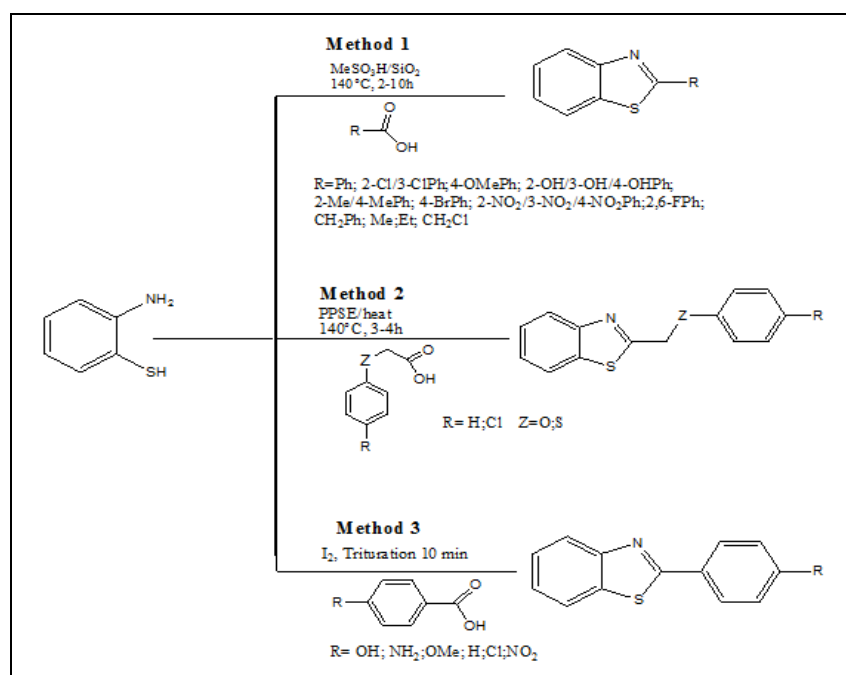
METHOD: 5

SCHEME: 14

Condensation of 2-aminothiophenol with Acid: Sharghi *et al.*, have indicated an efficient, one-pot and high yielding procedure for the synthesis of 2-substituted benzothiazoles from the 2-aminothiophenol and different aliphatic or aromatic carboxylic acids in novel methane sulfonic acid / silica gel ($\text{MeSO}_3\text{H}/\text{SiO}_2$) at 140 °C for 2-12 h (**Scheme 15, Method 1**)³³. Silica gel was recovered and reused many times without loss of its efficiency.

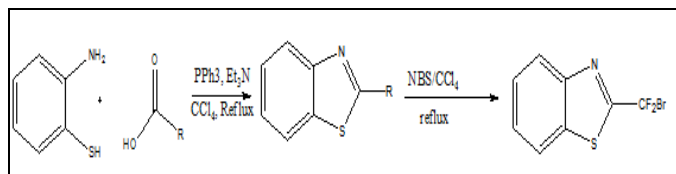
Yildiz *et al.*, have reported the viable methodology for the synthesis of various 2-substituted benzothiazoles from 2-aminothiophenols and corresponding carboxylic acids refluxing in trimethylsilylpolyphosphate ester (PPSE) at various temperatures and time to afford various derivatives in excellent yield (**Scheme 15, Method 2**)³⁴.

Molecular iodine was employed by Gupta and co-workers in a one-pot, solid-phase, solvent free and microwave assisted reaction of 2-aminothiophenol and various benzoic acids to obtain high yield of various benzothiazole derivatives, compared to polyphosphoric acid (PPA) and [pmim] Br catalyzed microwave assisted reactions (**Scheme 15, Method 3**)³⁵. The reaction was completed within 10 min and requires a very small amount of iodine. The authors have studied that this new protocol has lower cost with compare to PPA and [pmim] Br, because no additional chemicals and solvents are essential during this transformation. This protocol is an inexpensive, solvent-free and less time consuming.



SCHEME: 15

An efficient and one-pot synthesis of 2-trifluoro- and 2-difluoromethyl substituted benzothiazole derivatives in excellent yields by the condensation reaction of trifluoroacetic acid and difluoroacetic acid with commercially available 2-aminobenzenethiols, respectively, was examined by Ge and co-workers (**Scheme 16**)³⁶.



SCHEME: 16

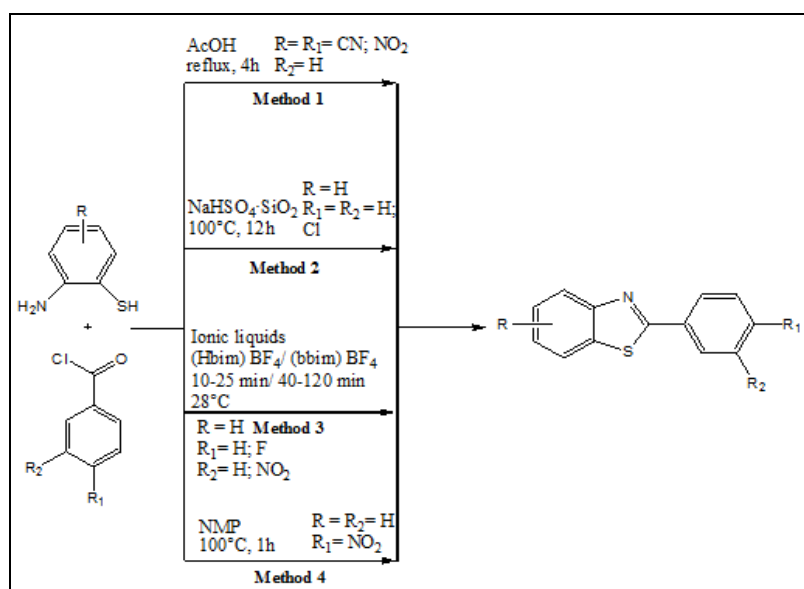
Condensation with Acyl Chloride: Racane *et al.*, have reported that the bis-nitrile and nitro-nitrile derivatives of 2-phenylbenzothiazole were prepared by the condensation reaction of cyano or nitro-substituted 2-aminobenzothiole with commercially available 4-cyano or 4-nitrobenzoylchloride, respectively, under reflux condition in acetic acid (AcOH) for 4 hr (**Scheme 17, Method 1**)³⁷.

An efficient and environment friendly catalyst $\text{NaHSO}_4\text{-SiO}_2$ promoted solvent-free synthesis of library of benzothiazole derivatives by the condensation reaction of various acyl chlorides with 2-aminothiophenol was developed by Kumar and co-workers (**Scheme 17, Method 2**)³⁸. This reaction is heterogeneous in nature, so the catalyst can be easily recovered by simple filtration. The

use of nontoxic, inexpensive, easily available, reusable and green catalyst makes the reaction protocol inexpensive and eco-friendly. $\text{NaHSO}_4\text{-SiO}_2$ catalyst can be used four times with consistent yield, which shows importance of its use in the large scale operations and industry. Authors have also investigated the effect of time, temperature and solvent on the reaction. From this study they have concluded that best results were obtained, when $\text{NaHSO}_4\text{-SiO}_2$ refluxing at 100°C for 12 hours, without use of any solvent.

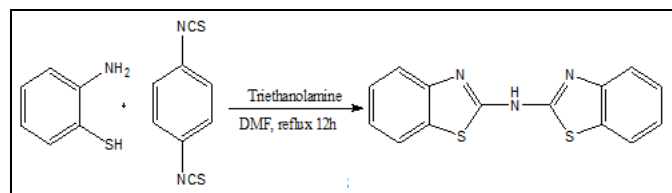
Nadaf and co-workers developed a novel one-pot regioselective synthesis of 2-aryl benzothiazoles by condensation of 2-aminothiophenol and substituted benzoyl chloride using 1-butylimidazolium tetrafluoroborate ($[\text{Hbim}]\text{BF}_4$) and 1,3-dibutylimidazolium tetrafluoroborate ($[\text{bbim}]\text{BF}_4$) ionic liquids (ILs) as reaction media at room temperature in excellent yields (**Scheme 17, Method 3**)³⁹. Ambient reaction conditions, absence of a catalyst and recyclability of the non-volatile ILs makes this protocol green and environment-friendly.

Karlsson *et al.*, have given a minor change in the condensation reaction of 2-aminothiophenol with 4-nitrobenzoyl chloride by applying *N*-methyl-2-pyrrolidone (NMP) as an oxidant at 100°C for 1 hr to give 2-(4-nitrophenyl)benzothiazole (**Scheme 17, Method 4**)⁴⁰.



SCHEME: 17

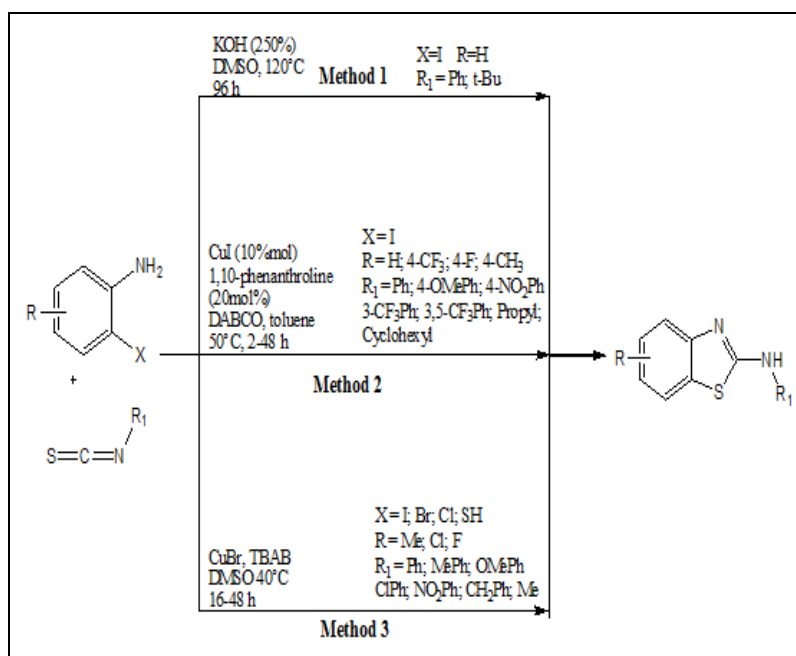
Condensation with Isothiocyanate: El-Sharief and colleagues have introduced an exclusive condensation reaction of 1, 4-phenylenediisothiocyanate with 2-aminothiophenol to produce *N,N'*-Bis(benzothiazole-2-yl)-benzene-1,4-diamine using triethanolamine / *N,N*-dimethylformamide (TEA/ DMF) as a reaction media (**Scheme 18**)⁴¹.



SCHEME: 18

Cano *et al.*, described the reaction of equimolecular amounts of 2-iodoaniline and various isothiocyanato derivatives in presence of combination of dimethyl sulfoxide (DMSO) and an excess of potassium hydroxide (KOH) at 120°C for 96 hr, which afforded *N*-substituted benzothiazol-2-amine derivatives (**Scheme 19, Method 1**)⁴².

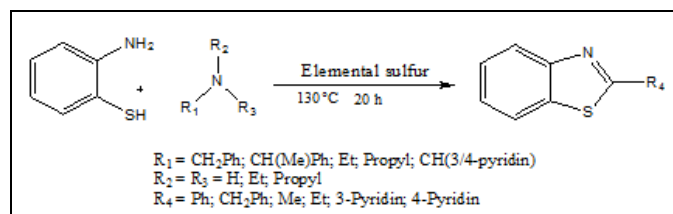
Ding *et al.*, demonstrated Copper (I)-catalysed reaction of 2-iodobenzeneamine with isothiocyanates under mild conditions for the synthesis of 2-substituted benzothiazoles. (**Scheme 19, Method 2**)⁴³.



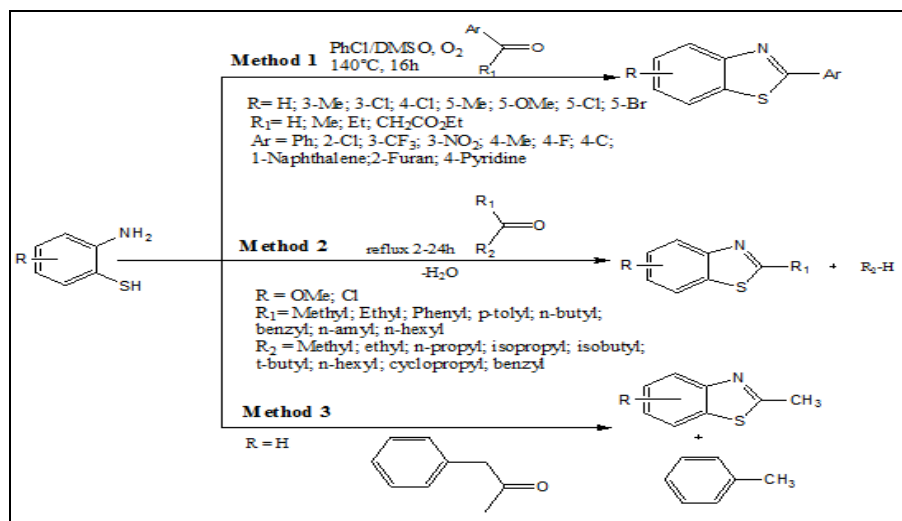
SCHEME: 19

High efficiency, mild reaction conditions and experimental ease are the key features of this method. Authors have applied various ligands and base in different solvents for optimization of the reaction condition by means of good yield and time. From that study, they have concluded that the best results were obtained, when the reaction of 2-iodoaniline and phenyl isothiocyanates catalysed by CuI(I) (10 mol%) in the presence of ligand (1,10-phenanthroline) and base (1,4-diazabicyclo[2.2.2]octane) (DABCO) in toluene at 50 °C. Guo *et al.*, have reported a ligand and base-free, copper-catalyzed reaction of 2-halobenzenamine derivatives with various isothiocyanates using copper(I)bromide (CuBr) and tetra-n-butyl ammonium bromide (TBAB) as the promoter at 40 °C, afforded various 2-aminobenzothiazoles in moderate to excellent yields (**Scheme 19, Method 3**)⁴⁴.

Condensation of 2-aminothiophenol with Aryl Amines: A novel, efficient, solvent-free, catalyst-free and metallic contaminants free chemoselective oxidative coupling of various alkylamines and substituted 2-mercaptoaniline for the synthesis of substituted benzothiazoles using elemental sulphur was developed by Nguyen and co-authors (**Scheme 20**)⁴⁵.



SCHEME: 20



SCHEME: 21

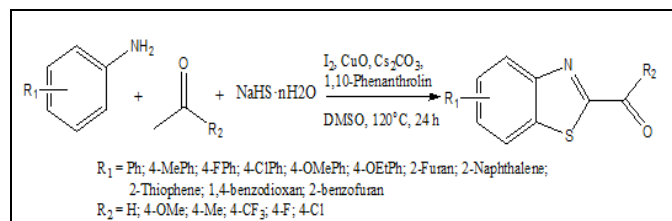
The present method has valuable advantages such as easy availability of all reaction components including sulphur and the remarkably simple and catalyst-free reaction conditions at moderate temperature.

Condensation of 2-aminothiophenol with Ketones: Liao *et al.*, have developed an inexpensive and an efficient formation of various 2-aryl benzothiazoles from substituted 2-aminobenzenethiols and various aryl ketones using molecular oxygen as oxidant under metal-free and I₂-free conditions in a mixture of dimethyl sulfoxide (DMSO) / chlorobenzene (ClC₆H₅), to afford high yields of the products (**Scheme 21, Method 1**)⁴⁶. Solvent played an important role in this transformation. Functional groups such as methyl (CH₃), methoxy (OCH₃), fluoro (F), chloro (Cl), bromo (Br) and nitro (NO₂) groups were all well endured during the study of the optimized reaction conditions.

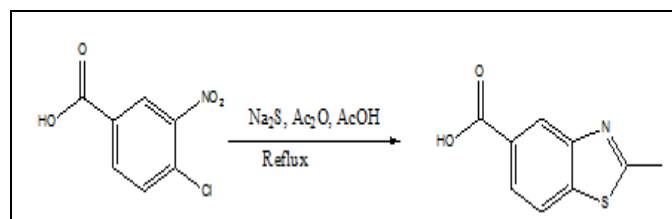
The reaction of various derivatives of 2-aminobenzenethiol with various ketones to yield 2,2-disubstituted benzothiazolines, which converted into 2-substituted benzothiazoles by the pyrolysis with the elimination of concomitant hydrocarbon under reflux condition, have examined by Elderfield and colleagues (**Scheme 21, Method 2**)⁴⁷.

Kreysa and co-workers have investigated a new protocol for the synthesis of 2-methylbenzothiazole using benzyl methyl ketone and 2-amino benzenethiol (**Scheme 21, Method 3**)⁴⁸.

Xue and co-authors have reported the condensation reaction of simple and readily available aromatic ketones with substituted anilines by employing $\text{NaSH}\cdot n\text{H}_2\text{O}$ and CuO/CuI in the presence of base (Cs_2CO_3) and ligand (1,10-phenanthroline) in dimethyl sulfoxide (DMSO) at 120°C for the preparation of 2-acylbenzothiazoles (Scheme 22)



SCHEME: 22

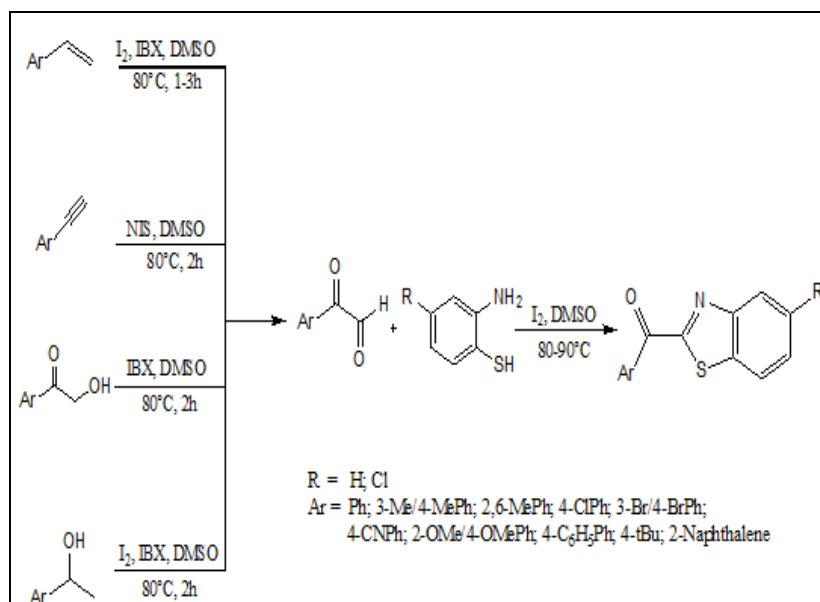


SCHEME: 23

Condensation of 2-haloaniline with Sulfide: Klar and co-authors have developed method of synthesis of 2-methylbenzothiazole-5-carboxylic acid from

4-chloro-3-nitro benzoic acid in a one-pot reaction using sodium sulfide (Na_2S) in the presence of acetic anhydride (Ac_2O) and acetic acid (HOAc) (Scheme 23)⁵⁰.

Miscellaneous Reactions: A variety of 2-acylbenzothiazoles were synthesized by Zhu et al. from multiform substrates arylethenes, arylacetylenes, 2-hydroxyaromatic ketones and 1-arylethanol *via* four distinct pathways. They converted these substrates into aryl substituted glyoxal *in situ*, which condensed with various 2-aminothiophenol in one-pot metal-free reaction (Scheme 24)⁵¹. This synthetic approach embodied four specific reaction pathways. For optimisation of reaction conditions, the authors have carried out this reaction in the presence of various oxidants and additives in dimethyl sulfoxide (DMSO). However, the excellent reaction conditions for this reaction turned out to be styrene (1.1 mmol) and 2-aminobenzenethiol (1.2 mmol) using iodine/ 2-iodobenzoic acid (I_2/IBX , 2.0 mmol/ 1.5 mmol) in DMSO at 80°C . Arylethenes, 2-hydroxy-aromatic ketones and 1-arylethanol follow the same optimal procedure, but arylacetylenes occur in good yield using *N*-iodosuccinimide (NIS) as catalyst.



SCHEME: 24

By Cyclization Reaction: Wide range of derivatives of benzothiazole was synthesized by the cyclization of various substituted thioformanilides using different reagents and novel methods. Rey and co-authors have investigated a simple and

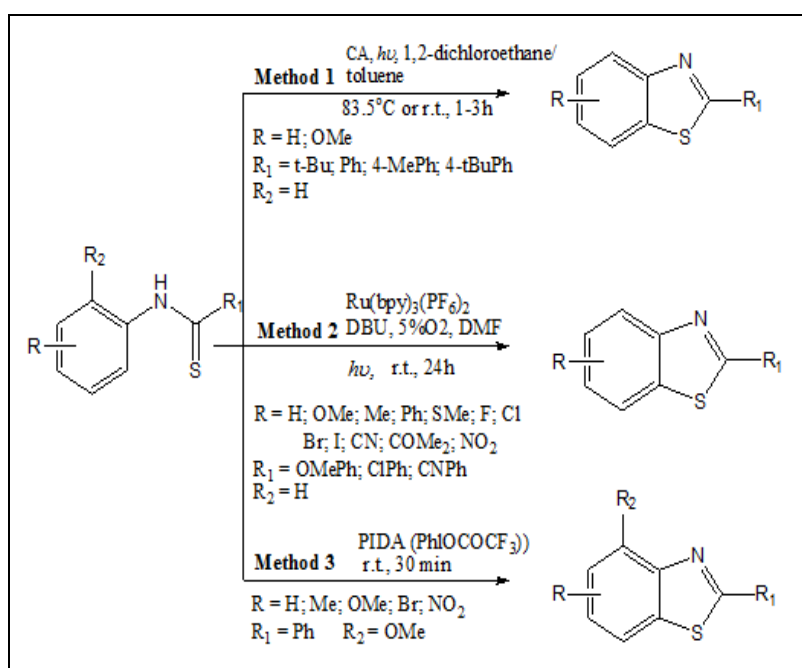
affordable methodology for the synthesis of 2-substituted benzothiazoles by the photochemical cyclization of thioformanilides propelled by chloranil under irradiation in 1,2-dichloroethane (DCE) and toluene at 80°C (Scheme 25, Method

1) ⁵². The key step of the reaction mechanism was hydrogen atom abstraction from thiobenzamide by triplet chloranil.

Another aerobic visible-light promoted photo redox catalytic formation of 2 substituted benzothiazoles have accomplished by Cheng *et al.*, via radical cyclization of thioanilides without metal involvement except the sensitizer (**Scheme 25, Method 2**) ⁵³. Various catalyst and solvents were applied for optimization of the reaction conditions and the results showed that tris(bipyridine) ruthenium(II) hexafluorophosphate (Ru(bpy)₃(PF₆)₂) works as an optimal catalyst and *N,N*-dimethyl formamide (DMF) works as an optimal

solvent for this new protocol. Visible-light as the reaction driving force, molecular oxygen as the terminal oxidant and water as the only by-product are the salient features of this protocol.

Downer *et al.*, have introduced a new and applicable protocol for the intramolecular cyclization of thiobenzamides to benzothiazoles through the aryl radical cations as reactive intermediates (**Scheme 25, Method 3**) ⁵⁴. The protocol uses phenyliodine (III)bis(trifluoroacetate) (PIFA) in trifluoroethanol or cerium ammonium nitrate (CAN) in aqueous acetonitrile to enhance the cyclization within 30 min at room temperature, which afforded moderate yield of the products.

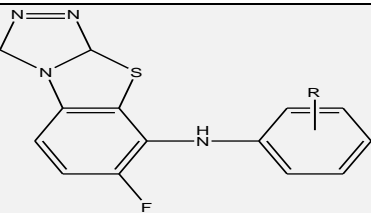
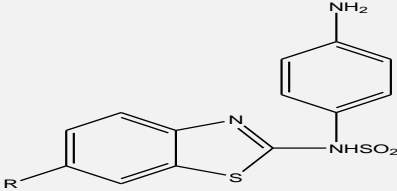
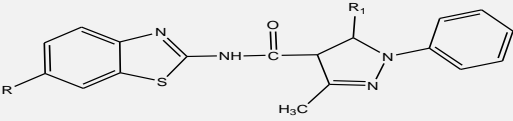
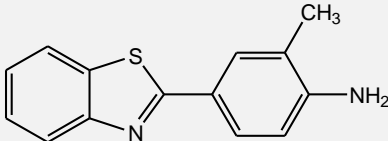
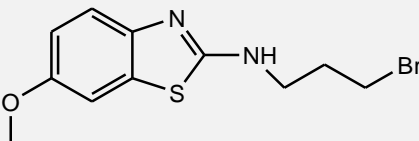
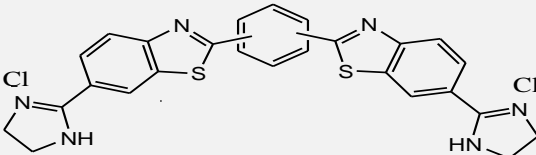
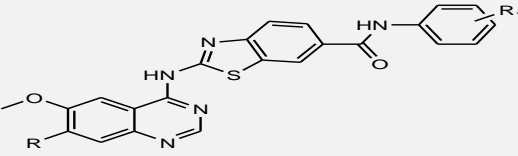


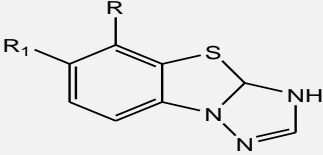


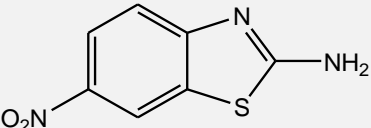
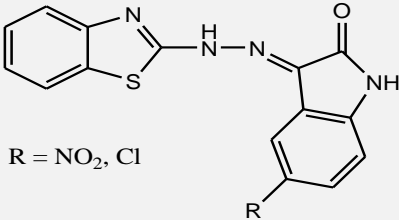
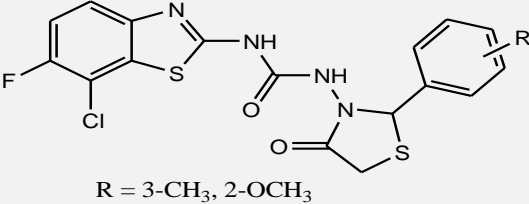
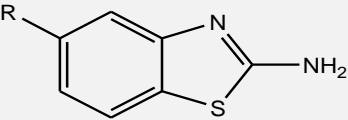
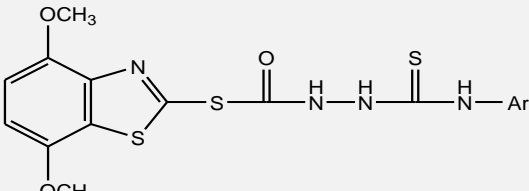
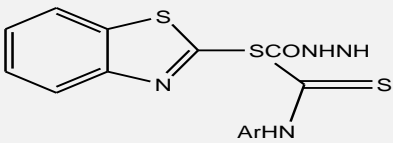
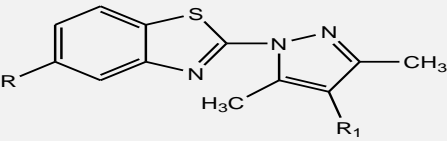
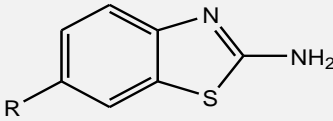
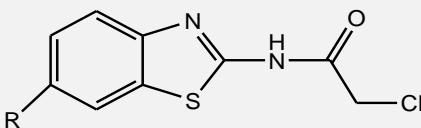
SCHEME: 25

Pharmacological Activities: Benzothiazole nucleus is present in the drugs which possess numerous biological activities and is studied by researchers with interest. **Table 2** covers benzothiazole derivatives which have shown different pharmacological activities.

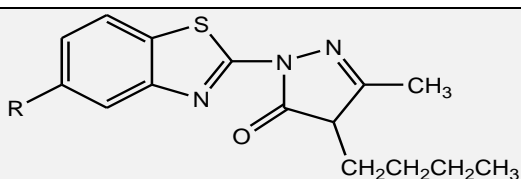
TABLE 2: PHARMACOLOGICAL ACTIVITIES OF BENZOTHAZOLE DERIVATIVES

Pharmacological activity and derivative	Structure	Activity
2-(substitutedphenylsulfonamido)-6-substituted Benzothiazoles	<p>R = Cl, Br, CH₃, OCH₃ R₁ = I, CH₃, NH₂</p>	<i>Bacillus subtilis</i> , <i>Salmonella typhi</i> , <i>S. dysentery</i> ⁵⁵

Benzothiazolo triazole derivatives		<i>S. aureus</i> , <i>E. coli</i> and <i>C. ablican</i> ⁵⁶
6-fluoro-7-(substituted)-2-(<i>N</i> - <i>p</i> -anilinosulfonamido) benzothiazoles	 <p data-bbox="776 373 1010 394">R = O-NO₂, H, O-Cl</p> <p data-bbox="685 611 1079 695">R = <i>o</i>-nitroanilino, <i>m</i>-nitroanilino, <i>p</i>-nitroanilino, <i>o</i>-chloroanilino, <i>m</i>-chloroanilino, <i>p</i>-chloroanilino, <i>o</i>-anilino, morpholino, piperazino, dimethylamino</p>	<i>S. aureus</i> , <i>S. albus</i> and <i>C.ablicans</i> ⁵⁷
Benzothiazolyl carboxamido pyrazoline derivatives	 <p data-bbox="760 856 977 911">R = Cl, CH₃, R₁ = C₆H₅, <i>o</i>-CH₃C₆H₄, <i>p</i>-OCH₃C₆H₄</p>	<i>S. aureus</i> , <i>E. coli</i> , <i>Pseudomonas aeruginosa</i> , <i>Klebsiella pneumoniae</i> and <i>Proteus mirabilis</i> ⁵⁸
Substituted 2-(4-aminophenyl) benzothiazoles		Ovarian, breast, lung, renal and colon carcinoma human cell line ⁵⁹
(3-bromo-propyl)-(6-methoxy-benzothiazol-2-yl)amine		Pancreatic cancer cell lines ⁶⁰
amidino derivatives of phenylene-bisbenzothiazoles		Human cancer cell lines ⁶¹
4-benzothiazole-amino-quinazolines	 <p data-bbox="748 1549 1068 1570">R = 2-Cl, 6-CH₃, 2,4,6-OCH₃</p> <p data-bbox="748 1577 1040 1619">R₁ = </p> <p data-bbox="748 1625 1040 1667">R₁ = </p>	Human cancer cell lines ⁶²
8-fluoro-9-substituted benzothiazolo (5,1-b) -1, 3, 4-triazole	 <p data-bbox="695 1850 1089 1955">R = anilino, <i>o</i>-nitroanilino, <i>m</i>-nitroanilino, <i>p</i>-nitroanilino, <i>o</i>-methylanilino guanidine, hydrazine, <i>p</i>-methylanilino, diphenylamino, 2-carboxyanilino, 4-carboxyanilino, morpholino, piperzino. R₁ = F, Br</p>	Perituma Posthuma ⁶³

substituted 2-amino-benzothiazoles		Eudrilus eugeinae, Megascoplex konkanensis ⁶⁴
3-(2-hydrazinobenzothiazole)-substituted indole-2-one	 R = NO ₂ , Cl	Comparable to standard drug; Albendazole ⁶⁵
1-[2-(substituted phenyl)-4-oxothiazolidin-3-yl]-3-(6-fluoro-7-chloro-1,3-benzothiazol-2-yl) ureas	 R = 3-CH ₃ , 2-OCH ₃	Perituma Posthuma ⁶⁶
Substituted-2-benzothiazolamines	 R=CH ₃ , C ₂ H ₅ , n-prop, i-prop, n-but, n-pent, t-pent, OCHF ₂ , CF ₃ , OC ₂ H ₅ , CF ₃ , 4-OCF ₃ , 5-OCF ₃ , 7-OCF ₃	Phenyltetrazolone induced convulsions ⁶⁷
2-(4-arylthiosemicarbazido carbonylthio)- benzothiazoles		Phenyltetrazolone induced convulsions ⁶⁸
benzothiazoles containing sulphonamide derivative	 Ar = C ₆ H ₅ , o-CH ₃ C ₆ H ₄ , m-CH ₃ C ₆ H ₄ , p-CH ₃ C ₆ H ₄ , o-OCH ₃ C ₆ H ₄ , p-CH ₃ C ₆ H ₄ , p-ClC ₆ H ₄ , p-BrC ₆ H ₄	Electroshock and phenyl tetrazolone induced seizures ⁶⁹
2- (3 H) -benzothiazolone derivatives	 R= H, CH ₃ , OCH ₃ , Cl, F, NO ₂ R ₁ = H, CH ₃ , C ₂ H ₅ , i-C ₃ H ₇ , Br, CH ₂ COOH	Phenyl tetrazolone induced convulsions ⁶⁹
2-amino-6-substituted benzothiazole	 R = H, CH ₃ , OCH ₃ , F, Cl	Selective COX-2 Inhibition ⁷⁰
2-chloro-acetyl-amino-6-substituted benzothiazole	 R = H, CH ₃ , OCH ₃ , F, Cl	Selective COX-2 Inhibition ⁷⁰

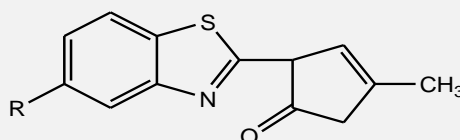
2- (4'-butyl-3',
5'-dimethylpyrazol-1'-yl)- 6-substituted
benzothiazoles



R= H, CH₃, OCH₃, Cl, F

Inhibit human
cyclooxygenase-2 enzyme
(COX-2)⁷¹

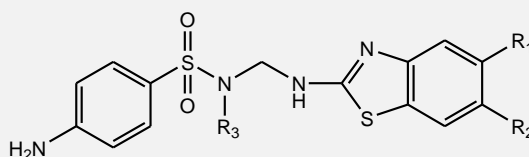
4-
butyl-1-(6'-substituted-2'-benzothiazolyl)
-3-methylpyrazol-5-ones



R= H, CH₃, C₆H₅, p-ClC₆H₄

Inhibit human
cyclooxygenase-2 enzyme
(COX-2)⁷¹

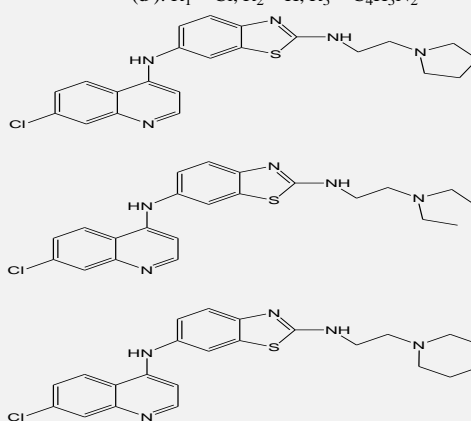
- (a) N'-(benzo[d]-thiazol-2-yl
aminomethyl)sulfanilamide
(b) N'-(5-chlorobenzo-
[d]thiazol-2-yl aminomethyl)
sulfanilamide
(c) N'-(5-chloro-6-
Fluorobenzo[d]thiazol-2-yl
aminomethyl) sulfanilamide
(d) N'-(5-chlorobenzo[d]thiazol-2-
ylaminomethyl)-N0-(pyrimidin-4-yl)-
sulfanilamide



- (a) : R₁ = H, R₂ = H, R₃ = H
(b) : R₁ = Cl, R₂ = H, R₃ = H
(c) : R₁ = Cl, R₂ = F, R₃ = H
(d) : R₁ = Cl, R₂ = H, R₃ = C₄H₃N₂

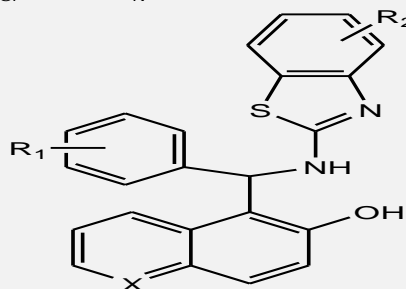
M. tuberculosis H37 RV
strains⁷²

Amodiaquine analogues



Antiplasmodial activity
against W2 and K1
chloroquine resistant
strains of Plasmodium
falciparum⁷³

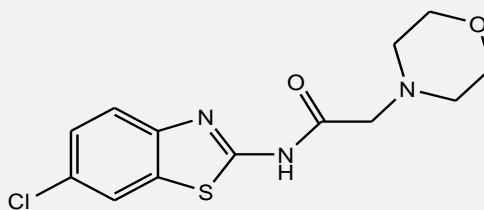
2,6-substituted and 2,4-
substituted-benzo[d]thiazoles



- (a) : X = CH, R₁ = 4-OH, R₂ = 6-Cl
(b) : X = CH, R₁ = H, R₂ = 6-Cl
(c) : X = CH, R₁ = 4-NO₂, R₂ = 6-Cl
(d) : X = N, R₁ = 4-OCH₃, R₂ = 6-Br
(e) : X = CH, R₁ = 4-OCH₃, R₂ = 4-CH₃

Anopheles arabiensis⁷⁴

N-(6-chlorobenzo[d]thiazol-2-yl)-2-
morpholinoacetamide



Maximum glucose
lowering effects
comparable to the
standard drug
glibenclamide⁷⁵

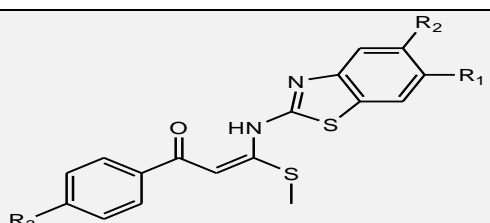
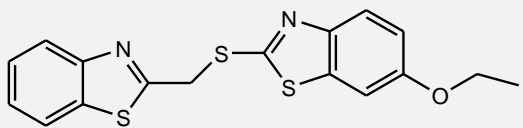
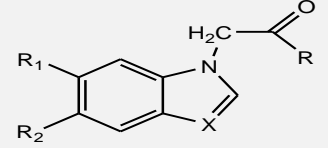
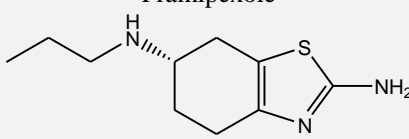
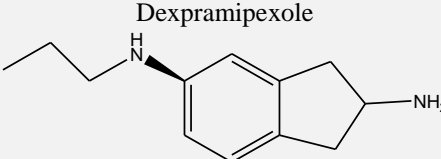
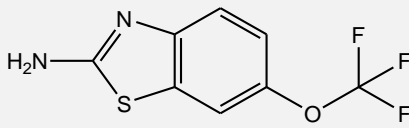
(E)-3-(benzo[d]thiazol-2-ylamino) phenylprop-2-en-1-ones	 <p> $R_1 = \text{H, CH}_3, \text{OC}_2\text{H}_5$ $R_2 = \text{H, CH}_3$ $R_3 = \text{Br, Cl, F, CH}_3, \text{OCH}_3$ </p>	show appreciable antidiabetic activity ⁷⁶
6-ethoxy substituted benzothiazoles		enhance the rate of glucose uptake in L6 myotubes in AMPK-dependent manner ⁷⁷
2-piperazinyl benzothiazoles	 <p> $X = \text{S, O}$ $R_1 = \text{H, Cl}$ $R_2 = \text{H, CH}_3, \text{C}_6\text{H}_5\text{-CO, (oCl-C}_6\text{H}_4\text{-CO)}$ $R = \text{1-morpholinyl, 1-pyrrolidinyl diethylamino, OCH}_3, \text{OC}_2\text{H}_5$ </p>	psychotropic diseases e.g., anxiety, depression and schizophrenia ⁷⁸

TABLE 3: BENZOTHAZOLES IN CLINICAL TRIALS

Drug	Indication	Clinical trial
 Pramipexole	Binge Eating Disorder	Phase 3 ⁷⁹
	Cocaine Addiction	Phase 1 ⁸⁰
	Cocaine Abuse	
	Cocaine Dependence	
	Amyotrophic Lateral Sclerosis	Phase 2 ⁸¹
	Early Parkinson's Disease	Phase 4 ⁸²
	Bipolar Disorder	Phase 4 ⁸³
	Tourette Syndrome	Phase 2 ⁸⁴
	Fibromyalgia	Phase 2 ⁸⁵
	Alzheimer's Disease	Phase 2 ⁸⁶
	Major Depressive Disorder	Phase 4 ⁸⁷
	Restless Legs Syndrome	Phase 4 ⁸⁸
	Hypereosinophilic Syndrome	Phase 2 ⁸⁹
	Chronic Sinusitis With Nasal Polyps and Eosinophilia	Phase 2 ⁹⁰
Amyotrophic Lateral Sclerosis	Phase 1 ⁹¹	
 Dexpramipexole	Fragile X Syndrome	Phase 4 ⁹²
	Post-traumatic Stress Disorder (PTSD)	Phase 1, Phase 2 ⁹³
	Depression	Phase 2 ⁹⁴
	Autism Spectrum Disorders	Phase 2, Phase 3 ⁹⁵
	Adult Solid Neoplasm, Recurrent Melanoma, Stage IIIA Skin Melanoma, Stage IIIB Skin Melanoma, Stage IIIC Skin Melanoma	Phase 1 ⁹⁶
 Riluzole	Obsessive-compulsive Disorder (Ocd)	Phase 2 ⁹⁷
	Obsessive-Compulsive Disorder, Autism Spectrum Disorder, Autism, Asperger Disorder, Developmental Disorder	Phase 2 ⁹⁸
	Cervical Spondylotic Myelopathy	Phase 3 ⁹⁹

Cerebellar Ataxia	Phase 2, Phase 3 ¹⁰⁰
Melanoma (Skin)	Phase 2 ¹⁰¹
Major Depressive Disorder	Phase 2 ¹⁰²
Social Anxiety Disorder, Performance Anxiety	Phase 2, Phase 3 ¹⁰³
Spinal Muscular Atrophy (SMA)	Phase 2, Phase 3 ¹⁰⁴
Huntington Disease	Phase 3 ¹⁰⁵
Mood, Memory Deficit	Phase 4 ¹⁰⁶
Tourette Syndrome	Phase 4 ¹⁰⁷
Multiple Sclerosis	Phase 2 ¹⁰⁸
Multiple System Atrophy, Progressive Supranuclear Palsy	Phase 3 ¹⁰⁹

CONCLUSION: Benzothiazole is a versatile class of heterocyclic compounds which exhibits a variety of biological activities. Many procedures for their synthesis have been developed among which the condensation of 2-aminothiophenols with various acids/ aldehydes/ ketones/ nitriles/ esters is widely used. A large number of benzothiazoles have been developed in recent years possessing appreciable anti-tubercular, antimicrobial, antimalarial, anticonvulsant, anthelmintic, analgesic, anti-inflammatory, antidiabetic and anticancer activities. This comprehensive review will be highly useful to the researchers working in this area. They can discover better and easy ways of synthesis with enhanced yield, purity in shorter span of time. They can further explore this class to increase the ambit of existing biological activity profile.

ACKNOWLEDGEMENT: The authors are thankful to Dr. Younis Ahmad, Dr. Muqtasid Rashid and Dr. Iqtibas Ahmad for their motivational support and guidance.

CONFLICT OF INTERESTS: Declared None.

REFERENCES:

- Patel NB and Shaikh FM: New 4-thiazolidinones of nicotinic acid with 2-amino-6-methylbenzothiazole and their biological activity. *Scientia Pharmaceutica, The Australian Journal of Pharmaceutical Sciences* 2010; 78: 753-765.
- Carroll AR and Scheuer PJ: Kuanoniamines A, B, C and D: Pentacyclic alkaloids from a tunicate and its prosobranch mollusk predator *Chelynotus semperi*. *Journal of Organic Chemistry* 1990; 55: 4426-4431.
- Ahmad K, Malik MS and Syed MAH: Therapeutic potential of benzothiazoles A patent review 2010-2014.
- Guo HY, Li JC and Shang YL: A simple and efficient synthesis of 2-substituted benzothiazoles catalyzed by H₂O₂/HCl. *Chinese Chemical Letters* 2009; 20: 1408-1410.
- Mortimer CG, Wells G, Crochard JP, Stone EL, Bradshaw TD, Stevens MF and Westwell AD: Antitumor benzothiazoles. 26(1) 2-(3, 4-dimethoxyphenyl)-5-fluorobenzothiazole (GW 610, NSC 721648), a simple fluorinated 2-arylbenzothiazole, shows potent and selective inhibitory activity against lung, colon, and breast cancer cell lines. *Journal of Medicinal Chemistry* 2006; 49: 179-185.
- Sattler L, Zerban F, Clark G and Chu CC: *Journal of American Chemical Society* 1951; 73: 5908-5910
- Green and Perkin: Polythiosulphonic acids of *p*-diamines. *Journal of Chemical Society* 1903; 70: 1201-1212.
- Maleki B and Salehabadi H: Ammonium chloride as a mild and efficient catalyst for the synthesis of some 2-arylbenzothiazoles and bisbenzothiazole derivatives. *European Journal of Chemistry* 2010; 1: 377-380.
- Batista RM, Costa SP and Raposo MMM: Synthesis of new fluorescent 2-(2', 2''-Bithienyl)-1,3-benzothiazoles. *Tetrahedron Letters* 2004; 45: 2825-2828.
- Praveen C, Nandakumar A, Dheenkumar P, Muralidharan D and Perumal P: Microwave-assisted one-pot synthesis of benzothiazole and benzoxazole libraries as analgesic agents. *Journal of Chemical Sciences* 2012; 124: 609-624.
- Dandia BR, Saha M and Gupta I: Microwave induced synthesis of 2-substituted phenyl-3-(3-alkyl/aryl-5,6-dihydro-s-triazolo)[2,4-b][1,3,4]thiadiazole 6-yl indoles and 2-phenyl-3[2,substituted benzothiazole] derivatives and their fungicidal activity. *Phosphorus, Sulfur Silicon Related Elements* 1997; 130: 217-227.
- Paul S, Gupta M and Gupta R: *Synthetic Communications* 2002; 32: 3541-354.
- Nalage SV, Bhosale SV, Bhosale DS and Jadhav WN: P₂O₅ mediated rapid condensation of 2-aminothiophenol with aromatic aldehydes at ambient temperature. *Chinese Chemical Letters* 2010; 21: 790-793.
- Chandrachood PS, Garud DR, Gadakari TV, Torane RC, Deshpande NR and Kashalkar RV: A cobalt nitrate/hydrogen peroxide system as an efficient reagent for the synthesis of 2-aryl benzimidazoles and benzo thiazoles. *Acta Chimica Slovenica* 2011; 58: 367-371.
- Moghaddam FM, Bardajee GR, Ismaili H and Taimoory SMD: *Synthetic Communications* 2006; 36: 2543-2548.
- Weekes A, Dix MC, Bagley MC and Westwell AD: *Synthetic Communications* 2010; 40: 3027-3032.
- Blacker J, Farah MM, Hall MI, Marsden SP, Saidi O and Williams JM: Synthesis of Benzazoles by Hydrogen-Transfer Catalysis. *Organic letters* 2009; 11: 2039-2042.
- Bahrami K, Khodaei MM and Naali F: Mild and Highly Efficient Method for the Synthesis of 2-Aryl

- benzimidazoles and 2-Arylbenzothiazoles. The Journal of Organic Chemistry 2008; 73: 6835-6837.
19. Patil SS and Bobade VD: Simple and Efficient One-Pot Synthesis of 2-Substituted Benzoxazole and Benzo thiazole. Synthetic Communications 2010; 40: 206-212.
 20. Maleki HS and Moghaddam MK: Room-temperature synthesis of 2-arylbenzothiazoles using sulfuric acid immobilized on silica as a reusable catalyst under heterogeneous conditions. Acta Chimica Slovenica 2010; 57: 741-745.
 21. Shokrolahi AZ and Mahdavi M: Phosphorus, Sulfur Silicon Related Elements 2012; 187: 535-543.
 22. Abdollahi-Alibeik M and Poorirani S: Perchloric acid-doped polyaniline as an efficient and reusable catalyst for the synthesis of 2-substituted benzothiazoles. Phosphorus, Sulfur Silicon Related Elements 2009; 184: 3182-3190.
 23. Alloum B, Bakkas S and Soufiaoui M: Tetrahedron Letters 1997; 38: 6395-6396.
 24. Kawashita Y, Ueba C and Hayashi M: A simple synthesis of 2-arylbenzothiazoles and its application to palladium-catalyzed Mizoroki-Heck reaction. Tetrahedron Letters 2006; 47: 4231-4233.
 25. Domasevich MK, Dalley NK, Kou X, Gerasimchuk N and Gerasimchuk O: Synthesis, crystal structures and coordination compounds of some 2-hetarylcyanoximes. Inorganica Chimica Acta 1999; 284: 85-98.
 26. Van Zandt MC, Sibley EO, McCann EE, Combs KJ, Flam B, Sawicki DR, Sabetta A, Carrington A, Sredy J and Howard E: Design and synthesis of highly potent and selective (2-arylcarbamoyl-phenoxy)-acetic acid inhibitors of aldose reductase for treatment of chronic diabetic complications. Bioorganic and Medicinal Chemistry 2004; 12: 5661-5675.
 27. Yadong S, Huanfeng J, Wanqing W, Wei Z and Xia W: Copper-Catalyzed Synthesis of Substituted Benzothiazoles via Condensation of 2-Aminobenzenethiols with Nitriles. Organic Letters 2013; 15: 1598-1601.
 28. Khalil ZH, Yanni AS, Gaber AM and Abdel-Mohsen SA: Phosphorus, Sulfur Silicon Related Elements 2000; 166: 57-69.
 29. Manfroni G, Meschini F, Barreca ML, Leyssen P, Samuele A, Iraci N, Sabatini S, Massari S, Maga G, Neyts J and Cecchetti V: Pyridobenzothiazole derivatives as new chemotype targeting the HCV NS5B polymerase. Bioorganic and Medicinal Chemistry 2012; 20: 866-876.
 30. Reddy CS, Rao PS and Venkataratnam R: Fluoro organics-Facile syntheses of novel 2- or 4-trifluoromethyl-1H-arylo-1,5-diazepines, oxazepines, thiazepines, 2 -(1,1,1-trifluoroacetyl)imidazoles, oxazoles and thiazoles. Tetrahedron 1997; 53: 5847-5854.
 31. Rajeeva NS and Shantakumar S: Synthesis and Antimicrobial Activity of Some New 2-Substituted Benzothiazole Derivatives. E- Journal of Chemistry 2009; 6: 775-779.
 32. Bastug G, Eviolitte C and Marko IE: Functionalized Orthoesters as Powerful Building Blocks for the Efficient Preparation of Heteroaromatic Bicycles. Organic Letters 2012; 14: 3502-3505.
 33. Sharghi H and Asemanni O: Methanesulfonic Acid/SiO₂ as an Efficient Combination for the Synthesis of 2-Substituted Aromatic and Aliphatic Benzothiazoles from Carboxylic Acids. Synthetic Communications 2009; 39: 860-867.
 34. Yildiz-Oren IY, Aki-Sener E and Ucarturk N: Synthesis and structure-activity relationships of new antimicrobial active multisubstituted benzazole derivatives. European Journal of Medicinal Chemistry 2004; 39: 291-298.
 35. Gupta SD, Singh HP and Moorthy N: Synthetic Communications 2007; 37: 4327-4329.
 36. Ge F, Wang Z, Wan W, Lu W and Hao J: One-pot synthesis of 2-trifluoromethyl and 2-difluoromethyl substitution benzo-1, 3-diazoles. Tetrahedron Letters 2007; 48: 3251-3254.
 37. Racane L, Kralj M, Suman L, Stojkovic R, Tralic-Kulenovic V and Karminski-Zamola G: Novel amidino substituted 2-phenylbenzothiazoles: Synthesis, antitumor evaluation *in vitro* and acute toxicity testing *in vivo*. Bioorganic and Medicinal Chemistry 2010; 18: 1038-1044.
 38. Kumar R, Satyanarayana P and Reddy BS: NaHSO₄-SiO₂-Promoted Solvent-Free Synthesis of Benzoxazoles, Benzimidazoles, and Benzothiazole Derivatives. Journal of Chemistry 2012; 2013: 1-10.
 39. Nadaf RN, Siddiqui SA, Daniel T, Lahoti RJ and Srinivasan KV: Journal of Molecular Catalysis A: Chemical 2004; 214: 155-160.
 40. Karlsson HJ, Bergqvist MH, Lincoln P and Westman G: Syntheses and DNA-binding studies of a series of unsymmetrical cyanine dyes- structural influence on the degree of minor groove binding to natural DNA. Bioorganic and Medicinal Chemistry 2004; 12: 2369-2384.
 41. El-Sharief S, Ammar Y, Zahran M and Sabet HK: Phosphorus, Sulfur Silicon Related Elements 2004; 179: 267-275.
 42. Cano R, Ramon DJ and Yus M: Journal of Organic Chemistry 2010; 76: 654-660.
 43. Ding Q, He X and Wu J: Journal of Combinatorial Chemistry 2009; 11: 587-591.
 44. Guo YJ, Tang RY, Zhong P and Li JH: Tetrahedron Letters 2010; 51: 649-652.
 45. Nguyen TB, Ermolenko L, Dean WA and Al-Mourabit A: Benzazoles from Aliphatic Amines and o-Amino/Mercaptan/ Hydroxyanilines - Elemental Sulfur as a Highly Efficient and Traceless Oxidizing Agent. Organic Letters 2012; 14: 5948-5951.
 46. Liao Y, Qi H, Chen S, Jiang P, Zhou W and Deng GJ: Organic Letters 2012; 14: 6004-6007.
 47. Elderfield RC and McClenachan EC: Journal of American Chemical Society 1960; 82: 1982-1988.
 48. Kreysa FJ, Maturi VF, Finn JJ, McClarnon JJ and Lombardo F: Journal of American Chemical Society 1951; 73: 1155-1156.
 49. Xue WJ, Guo YQ, Gao FF, Li HZ and Wu AX: A novel self-sequence reaction Network involving a set of six reactions in one pot: the synthesis of substituted benzothiazoles from aromatic ketones and anilines. Organic Letters 2013; 15: 890-893.
 50. Klar U, Buchmann B, Schwede W, Skuballa W, Hoffmann J and Lichtner RB: Total synthesis and antitumor activity of ZK-EPO: the first fully synthetic epothilone in clinical development. Angewandte Chemie International Edition 2006; 45: 7942-7948.
 51. Zhu Y, Jia FC, Liu MC and Wu AX: A Multipathway Coupled Domino Strategy: Metal-free Oxidative Cyclization for One-Pot Synthesis of 2-Acylbenzothiazoles from Multifunctional Substrates. Organic Letters 2012; 14: 4414-4417.
 52. Rey Y, Soria-Castro SM, Arguello JE and Penenory AB: Photochemical cyclization of thioformanilides by chloranil: An approach to 2-substituted benzothiazoles. Tetrahedron Letters 2009; 50: 4720-4723.
 53. Cheng Y, Yang J, Qu Y and Li P: Aerobic visible-light photoredox radical C-H functionalization: catalytic

- synthesis of 2-substituted benzothiazoles. *Organic Letters* 2011; 14: 98-101.
54. Downer-Riley NK and Jackson YA: Conversion of Thiobenzamides to Benzothiazoles *via* Intramolecular Cyclization of the Aryl Radical Cation. *Tetrahedron* 2008; 64: 7741-7744
 55. Hutchinson I, Chua MS, Browne HL, Trapani V, Bradshaw TD, Westwell AD *et al.*: Antitumor benzothiazoles. 14. Synthesis and *in vitro* biological properties of fluorinated 2-(4-aminophenyl) benzo thiazoles: *Journal of Medicinal Chemistry* 2001; 44: 1446-55
 56. Bhusari SR, Pawar RP, and Vibute YB: *Indian Journal of Heterocyclic Chemistry* 2001; 11: 79.
 57. Sreenivasa MV, Nagappa AN and Nargund LVGL: *Indian Journal of Heterocyclic Chemistry* 1998; 8: 23.
 58. Gopkumar P, Shivakumar B, Jayachandran E, Nagappa AN, Nargund LVG and Gurupadaiah BM: *Indian Journal of Heterocyclic Chemistry* 2001; 11: 39.
 59. Brien SEO, Browne HL, Bradshaw TD, Westwell AD, Stevens MFG and Laughton CA: Antitumor benzothiazoles. Frontier molecular orbital analysis predicts bioactivation of 2-(4-aminophenyl) benzothiazoles to reactive intermediates by cytochrome P4501A1. *Organic and Biomolecular Chemistry* 2003; 1: 493-497.
 60. Gill RK, Singh G, Sharma A, Bedi PMS and Saxena AK: Synthesis, cytotoxic evaluation, and *in silico* studies of substituted N-alkylbromo-benzothiazoles, *Medicinal Chemistry Research* 2013; 22: 4211-4222.
 61. Racané SK, Pavelic RN, Depauwe S, Paul-Constant C, Ratkaj I, David-Cordonnier MH, Pavelic K, Tralic-Kulenovic V, Karminski-Zamola G: New anticancer active and selective phenylene-bisbenzothiazoles: synthesis, antiproliferative evaluation and DNA binding. *European Journal of Medicinal Chemistry* 2013; 63: 882-891.
 62. Cai J, Sun M, Wu X, Chen J, Wang P, Zong X and Ji M: Design and synthesis of novel 4-benzothiazole amino quinazolines Dasatinib derivatives as potential anti-tumor agents. *European Journal of Medicinal Chemistry* 2013; 63: 702-712.
 63. Ghoneim KM, Essawi MYH, Mohamed MS and Kamal AM: *Indian Journal of Chemistry* 1998; 37(B): 904.
 64. Munirajasekhar, Himaja M and Mali SV: Synthesis and Anthelmintic activity of 2-Amino-6-substituted Benzothiazoles. *International Research Journal of Pharmacy* 2011; 2: 114-117.
 65. Suresh H, Rao JV, Jayaveera KN and Subudhi SK: Synthesis and Anthelmintic activity of 3-(2-hydrazino benzothiazoles)-substituted indole-2-one. *International Research Journal of Pharmacy* 2011; 2: 257-261.
 66. Sarkar S, Dwivedi J and Chauhan R: *Journal of Pharmacy Research* 2013; 7: 439-442.
 67. Amit BN, Kamath RV and Khadse GB: *Indian Journal of Heterocyclic Chemistry* 2000; 9: 309.
 68. Jimonet P, Francois A, Barreau M, Blanchard JC and Boirean A: *Indian Journal of Medicinal Chemistry* 1991; 42: 2828.
 69. Singh SP, Misra RS, Parmar SS and Bramlave SJ: *Journal of Pharmaceutical Sciences* 1978; 64: 1245.
 70. Yadav SK, Malipatil SM and Yadav SK: *International Journal of Drug Discovery and Herbal Research* 2011; 1: 42-43.
 71. Singh SP and Vaid RK: *Indian Journal of Chemistry* 1986; 25B: 288.
 72. Nayeem N and Denny G: *Der Pharma Chemica* 2012; 4: 1277-1282.
 73. Ongarora SB, Gut J, Rosenthal PJ, Masimirembwa CM and Chibale K: *Bioorganic and Medicinal Chemistry Letters* 2012; 5046-5050.
 74. Venugopala N, Krishnappa M, Nayak SK, *et al.*: *European Journal of Medicinal Chemistry* 2013; 65: 295-303.
 75. Mariappan PP, Sutharson L, Banerjee J, Patangia U and Nath S: *Journal of Korean Chemical Society* 2012; 56: 251-256.
 76. Patil VS, Nandre KP, Ghosh S, *et al.*: Synthesis, crystal structure and antidiabetic activity of substituted (E)-3-(Benzo [d] thiazol-2-ylamino) phenylprop-2-en-1-one, *European Journal of Medicinal Chemistry* 2013; 59: 304-309.
 77. Meltzer-Mats E, Babai-Shani G, Pasternak L, *et al.*: *Journal of Medicinal Chemistry* 2013; 56: 5335-5350.
 78. Diouf O, Depreux P, Lesieur D, Poupaert JH and Caignard DH: *European Journal of Medicinal Chemistry* 1995; 30: 715.
 79. Pramipexole for Binge Eating Disorder. Available from: <https://ClinicalTrials.gov/show/NCT01106053>
 80. Pramipexole as a Treatment for Cocaine Dependence. Available from: <https://ClinicalTrials.gov/show/NCT01651377>
 81. Safety and Tolerability Study of KNS-760704 in Amyotrophic Lateral Sclerosis (ALS) (CL201). Available from: <https://ClinicalTrials.gov/show/NCT00647296>
 82. Pramipexole and Bromocriptine on Nonmotor Symptoms of Early Parkinson's Disease. Available from: <https://ClinicalTrials.gov/show/NCT01673724>.
 83. Targeting Cognition in Bipolar Disorder with Pramipexole (PRAM-BD). Available from: <https://ClinicalTrials.gov/show/NCT02397837>
 84. Pramipexole Pilot Phase II Study in Children and Adolescents with Tourette Disorder According to DSM-IV Criteria. Available from: <https://ClinicalTrials.gov/show/NCT00558467>.
 85. Pramipexole ER vs. Placebo in Fibromyalgia. Available from: <https://ClinicalTrials.gov/show/NCT00689052>.
 86. Safety Study of R(+)-Pramipexole to Treat Early Alzheimer's Disease. Available from: <https://ClinicalTrials.gov/show/NCT01388478>
 87. Imaging Dopamine Release in Depression. Available from: <https://ClinicalTrials.gov/show/NCT02033369>
 88. Long-term Efficacy, Safety and Tolerability of Pramipexole in Patients with Idiopathic Moderate to Severe Restless Legs Syndrome (RLS). Available from: <https://ClinicalTrials.gov/show/NCT00472199>
 89. Study to Evaluate Safety and Efficacy of Dexamipexole (KNS-760704) in Subjects with Hypereosinophilic Syndrome. Available from: <https://ClinicalTrials.gov/show/NCT02101138>
 90. Study of Dexamipexole Chronic Sinusitis with Nasal Polyps and Eosinophilia (CS201). Available from: <https://ClinicalTrials.gov/show/NCT02217332>
 91. Study to Evaluate the QTC Interval in Healthy Volunteers Dosed With Dexamipexole (QTC = Electrocardiogram (ECG) Interval Measured From the Onset of the QRS Complex to the End of the T Wave Corrected for Heart Rate). Available from: <https://ClinicalTrials.gov/show/NCT01511029>
 92. Riluzole in Fragile X Syndrome. Available from: <https://ClinicalTrials.gov/show/NCT00895752>
 93. Safety Study of Riluzole to Treat Post-traumatic Stress Disorder (PTSD). Available from: <https://ClinicalTrials.gov/show/NCT02155829>
 94. Efficacy and Tolerability of Riluzole in Treatment Resistant Depression. Available from:

- <https://ClinicalTrials.gov/show/NCT01204918>
95. Pilot Study of Riluzole for Drug-Refractory Irritability in Autism Spectrum Disorders. Available from: <https://ClinicalTrials.gov/show/NCT02081027>
96. Riluzole and Sorafenib Tosylate in Treating Patients with Advanced Solid Tumors or Melanoma. Available from: <https://ClinicalTrials.gov/show/NCT01303341>
97. Riluzole Augmentation in Treatment-refractory Obsessive-compulsive Disorder. Available from: <https://ClinicalTrials.gov/show/NCT00523718>
98. Riluzole to Treat Child and Adolescent Obsessive-Compulsive Disorder With or Without Autism Spectrum Disorders. Available from: <https://ClinicalTrials.gov/show/NCT00251303>
99. Efficacy of Riluzole in Surgical Treatment for Cervical Spondylotic Myelopathy (CSM-Protect) (CSM-Protect). Available from: <https://ClinicalTrials.gov/show/NCT01257828>
100. Efficacy of Riluzole in Hereditary Cerebellar Ataxia. Available from: <https://ClinicalTrials.gov/show/NCT01104649>
101. Riluzole in Treating Patients with Stage III or Stage IV Melanoma That Cannot Be Removed by Surgery. Available from: <https://ClinicalTrials.gov/show/NCT00866840>
102. Riluzole Augmentation Pilot in Depression (RAPID) Trial (RAPID). Available from: <https://ClinicalTrials.gov/show/NCT01703039>
103. Acute Anxiolytic Effects of Riluzole on Subjects with Social Anxiety Disorder. Available from: <https://ClinicalTrials.gov/show/NCT03017508>
104. Study to Evaluate the Efficacy of Riluzole in Children and Young Adults with Spinal Muscular Atrophy (SMA) (ASIRI). Available from: <https://ClinicalTrials.gov/show/NCT00774423>
105. Riluzole in Huntington's Disease. Available from: <https://ClinicalTrials.gov/show/NCT00277602>
106. Memantine or Riluzole Prophylaxis for Corticosteroid-induced Mood and Declarative Memory Changes. Available from: <https://ClinicalTrials.gov/show/NCT00283309>
107. Developing New Treatments for Tourette Syndrome: Therapeutic Trials With Modulators of Glutamatergic Neurotransmission. Available from: <https://ClinicalTrials.gov/show/NCT01018056>
108. Neuroprotection with Riluzole Patients with Early Multiple Sclerosis. Available from: <https://ClinicalTrials.gov/show/NCT00501943>
109. Neuroprotection and Natural History in Parkinson's plus Syndromes (NNIPPS). Available from: <https://ClinicalTrials.gov/show/NCT00211224>

How to cite this article:

Shaista A and Amrita P: Benzothiazole - A magic molecule. *Int J Pharm Sci Res* 2017; 8(12): 4909-29. doi: 10.13040/IJPSR.0975-8232.8(12).4909-29.

All © 2013 are reserved by International Journal of Pharmaceutical Sciences and Research. This Journal licensed under a Creative Commons Attribution-NonCommercial-ShareAlike 3.0 Unported License.

This article can be downloaded to **ANDROID OS** based mobile. Scan QR Code using Code/Bar Scanner from your mobile. (Scanners are available on Google Playstore)