



Received on 01 May, 2017; received in revised form, 04 September, 2017; accepted, 21 October, 2017; published 01 January, 2018

A REVIEW ON PHYTOCHEMISTRY AND PHARMACOLOGICAL ACTIVITY OF *LANTANA CAMARA* LINN.

Akash Ved^{*1}, Tarannum Arsi¹, Om Prakash¹ and Amresh Gupta²

Goel Institute of Pharmacy and Sciences¹, Faizabad Road, Lucknow - 226010, Uttar Pradesh, India.
Pharmacy College², Uttar Pradesh University of Medical Sciences, Saifai, Etawah - 206130, Uttar Pradesh India.

Keywords:

Lantana camara,
Verbenaceae, Phytochemistry,
Pharmacological activity.

Correspondence to Author:

Akash Ved

Goel Institute of Pharmacy
and Sciences, Faizabad Road,
Lucknow - 226010, Uttar Pradesh,
India.


E-mail: akashved@gmail.com

ABSTRACT: *Lantana camara* Linn. is considered as a notorious weed and a popular ornamental plant. It is noted from ancient time that plants have been an excellent source of medicine. Since very long time *Lantana camara* has been reported as one of the most important medicinal plants in the world. *Lantana camara* is used in traditional medicine system for the treatment of cuts, swellings, ulcers, cataract, bilious fever, itches, eczema, and rheumatism. Various parts of *Lantana camara* plant are used in the treatment of cold, headache, whooping cough, asthma, chicken pox, bronchitis, eye injuries, and arterial hypertension. *L. camara* has scientifically studied for various therapeutic activities like antibacterial, antioxidant, antipyretic, insecticidal, antimicrobial, wound healing, etc. Nowadays this plant *Lantana camara* is worked in several recent advanced techniques like phyto-extraction of heavy metals, phytoremediation of particulate pollution and many others. Various literature has reported the phytoconstituents present in all parts of *Lantana camara*. In last few decades, scientist and researchers throughout the globe have elaborately examined the chemical composition of the whole plant of *L. camara*. The plant is spread widely over Uttarakhand, Uttar Pradesh, Himachal Pradesh, and North-Eastern states of India. The present review is an aim to give a complete report of the literature on its phytochemistry and pharmacological activity.

INTRODUCTION: *Lantana camara* Linn. relating to the family Verbenaceae, familiarized in India as a decorating plant but entirely naturalized and found throughout India¹. *Lantana camara* has been standing as one of the most fundamental medicinal weeds in the world². The word *Lantana camara* obtains from Latin 'lento' which means 'to bend'³.

This species was first represented and acknowledged its binomial name by Linnaeus in 1753². The plant *Lantana camara*, commonly known as wild sage or red sage, is the plant of the genus of Verbenaceae family with 600 variations existing natural, and it is an arboreous plant with different flower colours i.e. red, white, yellow and violet.

It is an evergreen potent smelling shrub, and its leaves are opposite, simple with large petioles, oval blades which are rugged and hairy and have bluntly toothed margins⁴. Berries of *Lantana camara* are round, fleshy, two-seeded bean. In initially seeds of *Lantana camara* are green colour and turning purple and finally to a blue-black colour. *Lantana camara* is indigenous plant found in tropical

QUICK RESPONSE CODE	DOI: 10.13040/IJPSR.0975-8232.9(1).37-43
	Article can be accessed online on: www.ijpsr.com
DOI link: http://dx.doi.org/10.13040/IJPSR.0975-8232.9(1).37-43	

regions. *Lantana camara* is well-noted by several names in several languages in India viz. Kakke and Natahu (Kanada), Arippu and Unnichedi (Tamil), Aripoo, Poochedi, Konginipoo and Nattachedi (Malayalam), Thirei, Samballei, Chaturangi and Vanacehdi (Sanskrit), Nongballei (Manipuri), Raimuniya (Hindi), Tantani and Ghaneri (Marathi) and Pulikampa (Telegu)^{5,6}.

Lantana camara is regularly used as herbal medicine and in some areas as firewood and mulch⁷. Especially in India, there has been to a great extent work conducted on the chemical constituents of *Lantana camara*. The leaf oil is employed as an antiseptic for scars; the roots are used for the treatment of a toothache and the flowers for chest complaints in children⁸. *Lantana camara* leaves extract exhibited anti-proliferative, antimicrobial, fungicidal, insecticidal and nematicidal activities⁹⁻¹². *Lantana camara* shoots extract exhibited significant antioxidant activity¹³.

The berries fruits are useful in fistula, pocks, tumors and rheumatism¹⁴⁻¹⁷. The essential oil of *Lantana camara* exposed a broad spectrum of antibacterial, antimicrobial, and antifungal activities¹⁸⁻²⁰. In *Lantana camara*, chemical constituents are present as triterpenes like lantadenes A, B, C, and D (**Fig. 1- 4**)²¹, alkaloids, flavonoids²², saponins, tannins²³, germacrene A, B and D (**Fig. 5**) and chief compounds are valencene and γ - gurjunene³.



FIG. 6: LANTANA CAMARA PLANT

Taxonomical Classification:²⁴

Kingdom: Plantae

Subkingdom: Tracheobionta

Superdivision: Spermatophyta

Division: Magnoliopsida

Subclass: Asteridae

Order: Lamiales

Family: Verbenaceae

Genus: *Lantana*

Species: *Lantana camara*

Parts Used: Apart from the whole plant, seeds, stem, root, leaves and flowers are also used.

Synonyms: *Lantana aculeate*, *Camara vulgaris*, *Lantana indica* Roxb., *Lantana salvifolia* Jacq., *Lantana trifolia*, *Lantana orangemene*, *Lantana tiliaefolia* Cham, *Lantana achyranthifolia* Desf., *Lantana montevidensis* Briq., *Lantana viburnoides* Vahl^{24, 25, 26}.

Ayurvedic Description:

Sanskrit Name: Chaturangi, Vanacchedi

Properties: Rasa: Kashaya, Tikta; Guna; Guru; Virya: Sita

Therapeutic Uses: Plant pacifies vitiated condition of vata and kapha²⁷.

Growth and Distribution: *Lantana camara* is the most outspread species growing abundantly at altitudes up to 2000 m in tropical, subtropical and temperate regions. The species name (camara) is probably followed from the West Indian³. In its native range in tropical America, *Lantana camara* mainly endows in small clumps less than or equal to 1m in diameter²⁸. In its naturalized range, *Lantana camara* usually forms dense monospecific thickets 1 - 4m high and approximately 1 - 4m in diameter²⁹. *Lantana camara* has becoming naturalized in almost 60 countries¹³.

The distribution of *Lantana* is still expanding with many countries and Islands that are Yap, Galapagos Islands, Palau, Saipan, Tinian, Solomon Islands and Futuna Islands³⁰. At disordered areas such as roadsides, railway tracks, and canals are also favourable for the species³¹. It does not arise to have an upper temperature or rainfall limit³². *Lantana camara* can't come through under dense and intact canopies of taller native forest species, and *Lantana camara* is susceptible to frosts, low temperature, and saline soils³³.

Phytochemistry: *Lantana camara* has therapeutic activity due to the presence of natural agents, the greater part of their activity is due to bioactive compounds namely saponins, alkaloids, tannin, anthocyanins, flavones, isoflavones, flavonoids, coumarins, lignans, catechins, iso-catechins, and triterpenoids. Wollenweber *et al.*, have identified and reported the presence of two triterpenoid esters namely, camarilic acid and camaricinic acid³⁴.

Silva *et al.*, in 1999 discovered the chemical composition of essential oils collected from different regions. The chief constituents present in the oil of *Lantana camara* were α - phellandrene (Fig. 7), germacrene-D (Fig. 5), limonene, β -caryophyllene, sabinene (Fig. 8), α -zingiberene and α - humulene³⁵.

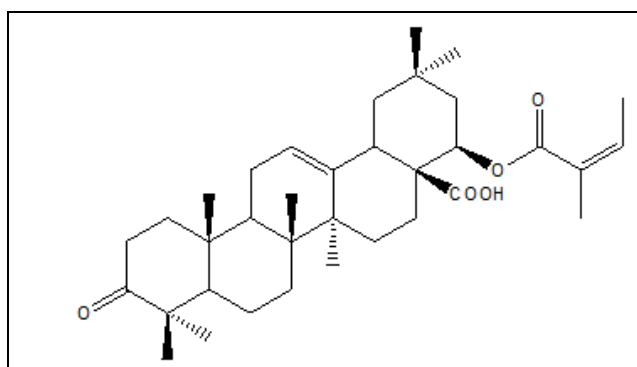


FIG. 1: LENTADENES A

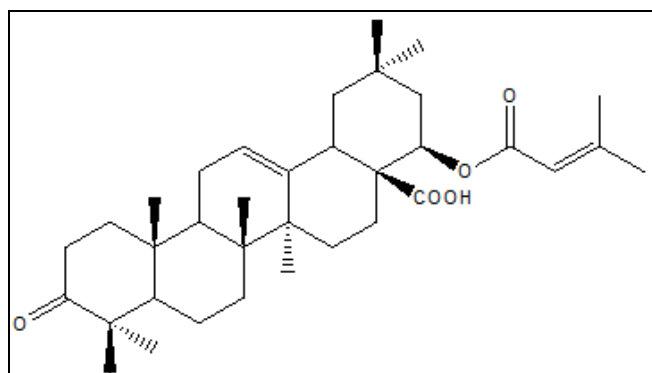


FIG. 2: LENTADENES B

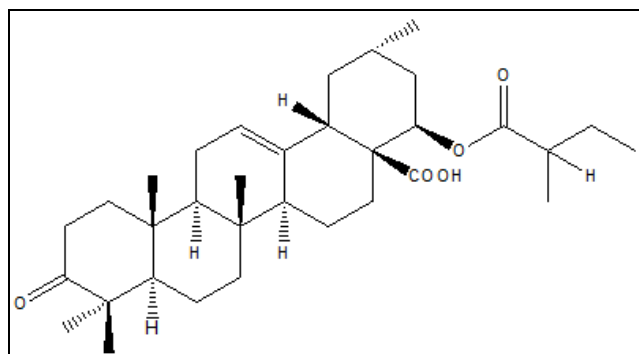


FIG. 3: LENTADENE C

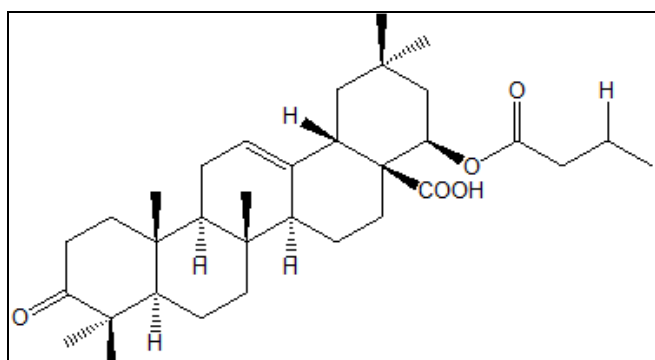
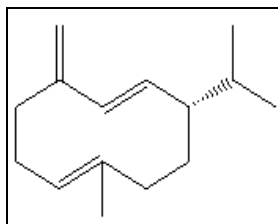
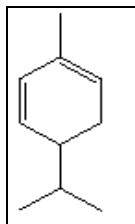
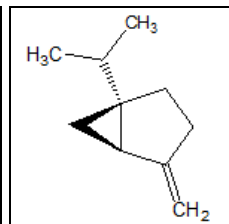


FIG. 4: LENTADENE D

FIG. 5:
GERMACRENE DFIG. 7:
PHYLLA-
NDRENEFIG. 8:
SABINENE

Begum *et al.*, in 2006 described presence of three new pentacyclic triterpenoids lantacin (= (3 β ,19 α ,22 β)-3,19-dihydroxy-22-[(3-methylbut-2-enoyl)oxy]urs-12-en-28-oic acid) (Fig. 9), camarin (= (7 α)-7-hydroxy-3-oxoolean-12-en-28-oic acid) (Fig. 10), and camarinin (= (22 β)-3 β ,25-epoxy-3-hydroxy-22-[(3-methylbut-2-enoyl)oxy]-11-oxoolean-12-en-28-oic acid) (Fig. 11) in aerial parts of *Lantana camara*³⁶.

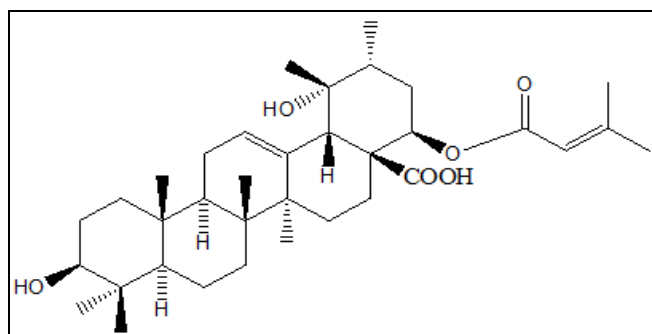


FIG. 9: LANTACIN

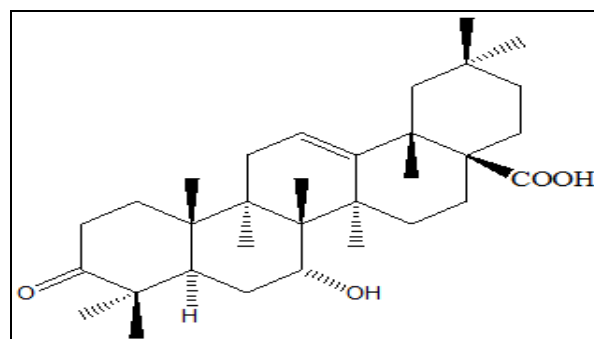


FIG. 10: CAMARIN

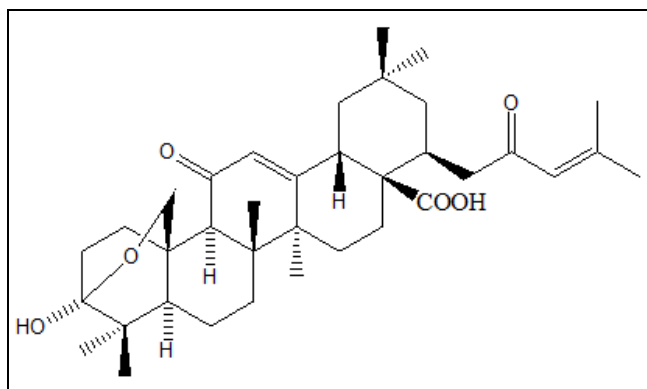
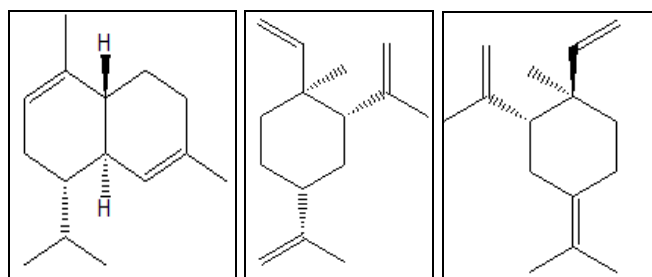
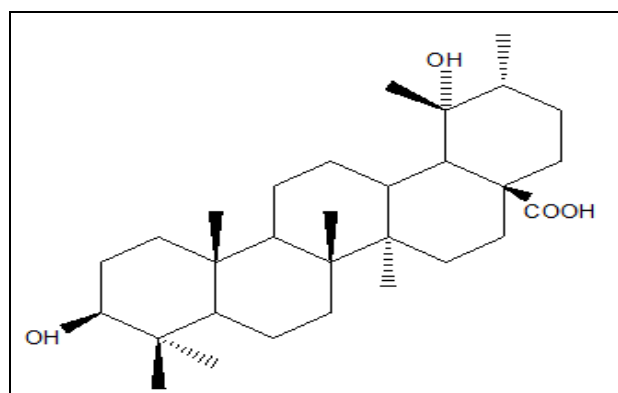
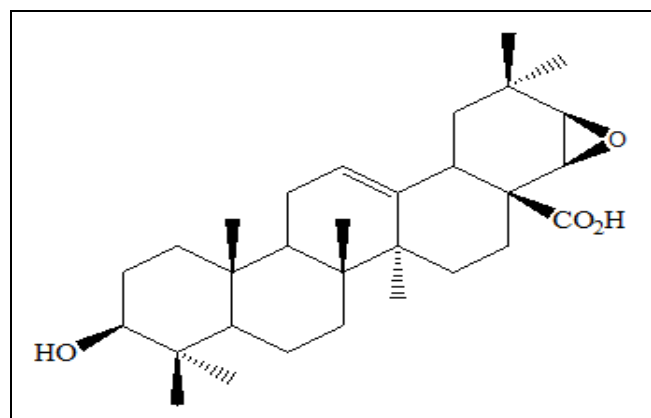


FIG. 11: CAMARININ

FIG. 12: α -
CADINENEFIG. 13: β -
ELEMENEFIG. 14: γ -
ELEMENEFIG. 15: 3 β , 19 α -DIHYDROXYURSAN-28-OIC ACIDFIG. 16: 21, 22 β -EPOXY-3 β -HYDROXY OLEAN -12-
EN-28-OIC ACID

Khan *et al.*, in 2002 presented a GC-MS analysis of Oil collected from leaves and flowers of *Lantana camara* and recorded that *Lantana camara* oils also

contain α -cadinene (Fig. 12), β and γ -elemene (Fig. 13 - 14), α -copaene and as major constituents³⁷. It was identified and reputed 1, 8-cineole, Sabinene (Fig. 8), α -humulene, β -caryophyllene, 8-hydroxybicyclogermaerene, and sesquiterpenoids humulene epoxide III in leaf and flower oils of *Lantana camara*^{38, 39}, and⁴⁰. Two novel triterpenoids were also isolated from the roots of *Lantana camara*. Their structures were determined as 3 β , 19 α -dihydroxyursan-28-oic acid (Fig. 15), and 21, 22 β -epoxy-3 β -hydroxyolean-12-en-28-oic acid (Fig. 16)⁴¹.

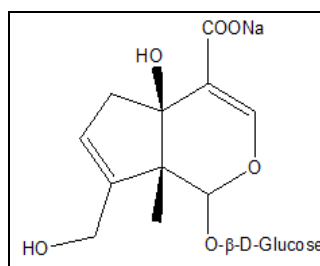


FIG. 17: THEVESIDE

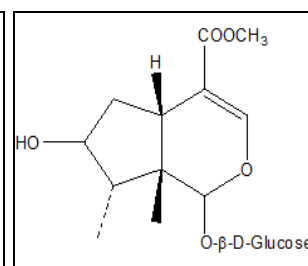


FIG. 18: 8-EPILOGANIN

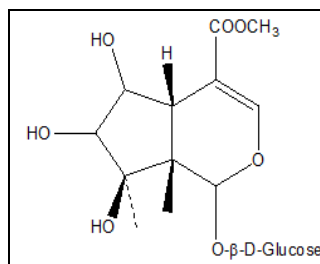
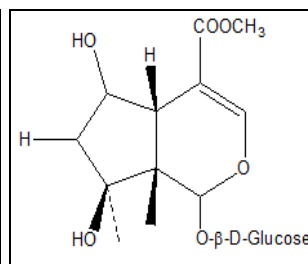


FIG. 19: LAMIRIDOSIDE

FIG. 20: SHANZHSIDE
METHYL ESTER

The white, pink or red flowering taxa yield considerable quantities of the the veside (Fig. 17) present as a sodium salt^{42, 43}. The leaves included 1.3 - 3.6 % and stem 4.3 - 5.8 % in the spring and summer, decreasing significantly to 0.6 % for both leaves and stems in autumn. Also from the roots geniposide, the biosynthetic precursor of the veside has been isolated together with 8-epiloganin (Fig. 18), lamiridoside (Fig. 19) and shanzhside methyl ester (Fig. 20)^{44, 45}.

Singh *et al.*, in 1996 isolated two additional triterpenes, hederagenin (Fig. 21) and 25-hydroxy-3-oxoolean-12-en-28-oic acid (Fig. 22) from *Lantana camara*⁴⁶. Begum *et al.*, in 1995 reported a new Δ 12-oleanane triterpene and a new Δ 12-ursane type triterpene, camarilic acid (Fig. 23) and camaracinic acid (Fig. 24) respectively from the aerial part of *L. camara*¹⁰.

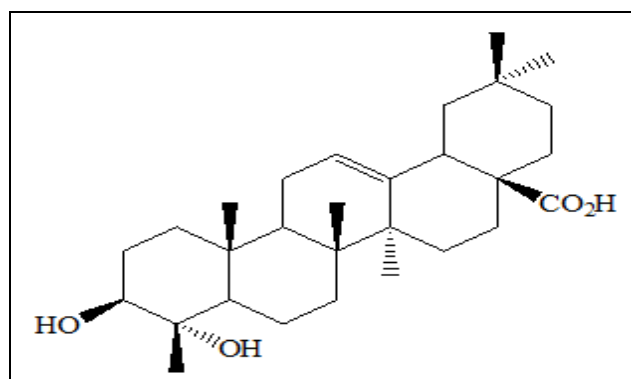


FIG. 21: HEDERAGENIN

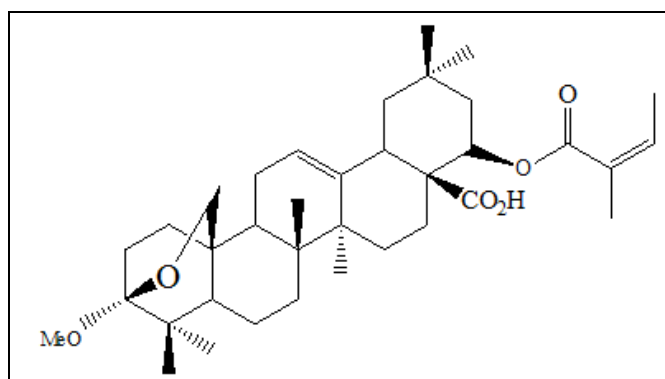


FIG. 23: CAMARILIC ACID

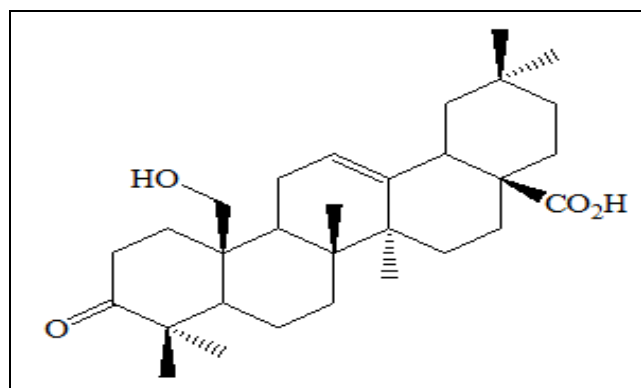


FIG. 22: 25-HYDROXY-3-OXOOLEAN-12-EN-28-OIC ACID

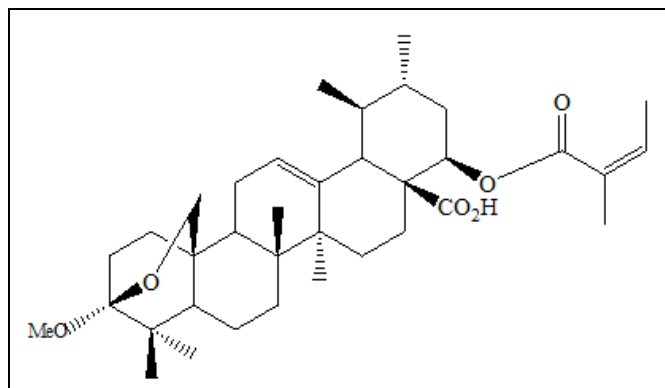


FIG. 24: CAMARACINIC ACID

TABLE 1: USES OF LANTANA CAMARA

Parts Used	Uses	References
Plant	Act as hedge plant, provide perch sites and cover	Ghisalberti et al., 2000; Day et al., 2003
Flowers	Nectar source for butterflies and moths	Mohan Ram and Mathur, 1984; Day et al., 2003
Bark	Astringent and used as a lotion in cutaneous eruptions, leprosy ulcers	ISSG, 2008; Trek Nature, 2009
Stalks	Raw material for paper pulp which is used for wrapping, writing and printing paper. Making baskets and temporary shelters. Used as Biofuel	Ray et al., 2006; Naithani and Pande, 2009; Kannan et al., 2008; Sharma et al., 1988; Prasad et al., 2001
Leaves	Boiled and used for swelling and pain in the body. Alkaloidal fractions lower blood pressure, accelerate deeprespiration and stimulate intestinal movements.	Singh et al., 1996; Noble et al., 1998; Nagao et al., 2000
Plants extract	Drought-tolerant plant so good candidates for xeriscaping. Employed in the folk drug for the treatment of cancers, chicken pox, measles, asthma, ulcers, swellings, eczema, tumors, high blood pressure, bilious fevers, catarrhal infections, tetanus, rheumatism and malaria.	Rauch and Weissich, 2000; Chavan and Nikam, 1982; Sharma and Sharma, 1989; Day et al., 2003; Begum et al., 2003; Sharma, 2007

CONCLUSION: *Lantana camera* is an important medicinal plant with several medicinal uses in folk and traditional therapeutic system. From this review, it is quite evident that *L. camara* contains some phytoconstituents which reveal its applications for different therapeutic purposes. The Plant or its specific parts can be used for the treatment of various disorders in the human being such as antiulcer, analgesic, anti-inflammatory, antimicrobial, anthelmintic, anti-cancer antifungal,

antibacterial and wound healing. *Lantana* oil is sometimes applied for the treatment of skin itches, as an antiseptic for wound and externally for leprosy and scabies. Yet, so much work is required with the *Lanata camara* to investigate the mechanism of actions with other therapeutic activities. In future, there is enormous scope in research for this plant. Ethnomedical and scientific reports about the medicinal properties of *L. camara* represent it as a valuable plant and establishing it as

a candidate for the future drug development. Further examination of *L. camara* plants (active compounds) can be carried out by way of making use of various investigative methods such as HPLC, HPTLC, FTIR, NMR and UV spectrophotometer study.

ACKNOWLEDGEMENT: The authors of this paper are very thankful to the managing director of Goel Institute of Pharmacy and Sciences.

CONFLICT OF INTEREST: We declare that we have no conflict of interest.

REFERENCES:

- Ross IA: Medicinal plants of the world. Chemical constituents, traditional and modern medical uses. New Jersey Humana Press 1999.
- Kumarasamyraja D, Jeganathan NS and Manavalan R: Pharmacological review of *Lantana camara* L. International Journal of Pharm Res 2012; 2: 1-5.
- Ghisalberti EL: *Lantana camara* Linn.: Review. Fitoterapia 2000; 71: 467-485.
- Thamotharan G, Sekar G, Ganesh T, Saikatsen, Chakraborty R and Kumar SN: Anti-ulcerogenic effect of *Lantana camara* Leaves on *in-vivo* test models in Rats. Asian Journal of Pharmaceutical and Clinical Research 2010; 3: 57-60.
- Ganesh T, Saikatsen, Thilagam G, Loganatham T and Chakraborty R: Pharmacognostic and antihyperglycemic evaluation of *Lantana camara* (L) var. *aculeata* leaves in alloxan-induced hyperglycemic rats. Int J Res Pharm 2010; 1:247-252.
- Kumar G, Karthik L and Rao KVB: *In-vitro* anti-candida activity of *Calotropis gigantea* against clinical isolates of *Candida*. Journal of Pharmacy Research 2010; 3: 539-542.
- Saraf A, Quereshi S, Sharma K and Khan NA: Antimicrobial activity of *Lantana camara* L. J Exp Sci 2011; 2: 50-54.
- Kirtikar KR, Basu BD: Indian Medicinal Plants. 1981; 6.
- Saxena RC, Dixit OP and Harsttan V: Insecticidal action of *Lantana camara* against *Callosobruchus chinensis* (Coleoptera bruchidae). Journal Stored Pro Res 1992; 53: 230-235.
- Begum S, Mohammad BS, Siddiqui and Siddiqui S: Triterpenoids from the aerial parts of *Lantana camara*. Journal of Natural Product 1995; 58: 1570-1574.
- Sharma S, Singh A and Sharma OP: An improved procedure for isolation and purification of lantadene A, the bioactive pentacyclic triterpenoid from *Lantana camara* leaves. Jour Med Aro Plant Sci 1999; 21: 686-688.
- Day MD, Wiley CJ, Playford and Zalucki MP: *Lantana*-current management, status and future prospects. Australian Centre for International Agricultural Research Canberra 2003.
- Basu and Hazra B: Evaluation of nitric acid scavenging activity, *in-vitro* and *ex-vivo* of the selected medicinal plants traditionally used in inflammatory diseases. Phytotherapy Research 2006; 20: 896-900.
- Kirtikar KR, Basu BD: Indian Medicinal Plants, Vol. 3, 1935:1914.
- Chopra RN, Nayar SL and Chopra IC: Glossary of Indian medicinal plants, CSIR, New Delhi. 1956; 149.
- The Wealth of India. Council of Scientific and Industrial Directorate, CSIR, New Delhi Vol. 6, 1962: 31.
- The useful plant of India. Publication and Information Directorate, CSIR, New Delhi, 1992; 316.
- Siddiqui BS, Raza SM, Begum S and Firdous S: Pentacyclic triterpenoids from *Lantana camara*. Phytochemistry 1995; 38: 681-685.
- Barre JT, Bowden BF, Coll JC, Jesus JD, De La Fuente V, Janairo GC and Ragasa CY: A bioactive triterpene from *Lantana camara*. Phytochemistry 1997; 45: 321-324.
- Kumar VP, Chauhan NS, Padh H and Rajani M: Search for antibacterial and antifungal agent from selected Indian medicinal plants. Journal of Ethnopharmacology 2006; 107: 182-188.
- Venkatachalam T, Kishorkumar V, Selvikalai P, Avinash M and Senthilkumar N: Phytochemical and preliminary phytochemical studies on the *Lantana camara* fruits. Int J Pharm and Pharm Sci 2011; 3: 52-54.
- Thamotharan G, Sekhar G and Ganesh T: Anti-ulcerogenic effects of *Lantana camara* leaves on *in-vivo* test models in Rats. Asian J Pharm Clin Res 2010; 3: 57-60.
- Mariyajancyrani P, Kumarravel S and Kannan PS: GC-MS analysis of *Lantana camara*, Indian Journal of Pharmaceutical Research and Development 2009; 2: 63-66.
- Mishra A: Allelopathic properties of *Lantana camara*, a review article. 2014; 2: 32-52.
- Lantana camara*. <http://www.ars-grin.gov/~sbmljw/cgi-bin/taxon-plant310628>. Germplasm Resources Information Network (GRIN).
- Global Invasive Species Database. www.issg.org.uk Retrieved. 2014; 03-22.
- www.brahmayurved.com/herbs/Lantana-weed_orchaturagi.php.
- Palmer WA and Pullen KR: The phytophagous arthropods associated with *Lantana camara*, *L. hirsuta*, *L. urticifolia* and *L. urticoides* (Verbenaceae) in North America. Biol Control 1995; 5: 54-72.
- Swarbrick JT, Willson BW and Hannan JMA: *Lantana camara* L. In: The Biology of Australian Weeds (ed. by Panetta FD, GrovesRH, Shepherd RCH). R. G. and F. J. Richardson, Melbourne 1998; 119-136.
- Waterhouse DF and Norris KR: Biological Control: Pacific Prospects, Inkata Press, Melbourne 1987.
- Munir AA: A taxonomic review of *Lantana camara* L. and *L. montevidensis* (Spreng.) Briq. (Verbenaceae) in Australia. J Adel Bot Gard 1996; 17: 1-27.
- Cilliers CJ: The weed, *Lantana camara* L. and the insect natural enemies imported for its biological control into South Africa. J Entomol Soc South Afr 1983; 46: 131-138.
- Van Oosterhout E, Clark A, Day MD and Menzies E: *Lantana* control manual. Current management and control. Options for *Lantana (Lantana Camara)* in Australian State of Queensland. Department of Natural Resources, Mines, and Energy, Brisbane. <http://www.nrm.qld.gov.au/pests/wons/Lantana>.
- Wollenweber E, Dorr M, Muniappan R and Karsten S: Flavanoid aglycones and triterpenoids from the leaf exudate of *Lantana camara* and *Lantana montevidensis*. Biochemical Systematics and Ecology 1997; 25: 269-270.
- Silva MHL, Andrade EHA, Zoghbi MGB, Luz AIR, Silva JD and Maia JGS: The essential oils of *Lantana camara* L. occurring in North Brazil. Flavour Fragr J 1999; 14: 208-210.

36. Begum S, Zehra SQ, Wahab A and Siddiqui BS: Triterpenoidal secondary metabolites from *Lantana camara* Linn. *Helvetica Chimica Acta* 2006; 89: 1932-1941.
37. Khan M, Srivastava SK, Syamasundar KV, Singh M and Naqvi AA: Chemical composition of leaf and flower essential oil of *Lantana camara* from India. *Flavour and Fragrance Journal* 2002; 17: 75-77.
38. Banik RM and Pandey DK: Optimizing conditions for oleanolic acid extraction from *Lantana camara* roots using response surface methodology. *Industrial crops and products* 2008; 27: 241-248.
39. Kuhad RK, Gupta R, Khasa YP and Singh A: Bioethanol production from *Lantana camara* (red sage): Pretreatment, saccharification and fermentation. *Bioresource Technology* 2010; 101: 8348-8354.
40. Zoubiri S and Baaliouamer A: Larvicidal activity of two Algerian Verbenaceae essential oils against *Culex pipiens*. *Veterinary Parasitology* 2011; 181: 370-373.
41. Misra L and Laatsch H: Triterpenoids, essential oil and photo oxidative 28, 13-lactonization of oleanolic acid from *Lantana camara*. *Phytochemistry* 2000; 54: 969-974.
42. Sharma OP, Singh A and Sharma S: Levels of lantadenes, bioactive pentacyclic triterpenes, in young and mature leaves of *L. camara* var. *Aculeate*. *Fitoterapia* 2000; 71: 487-491.
43. Sharma OP: Review of the biochemical effects of *L. camara* toxicity. *Vet Hum Toxicol* 1984; 26: 488-93.
44. Pan WD, Li YJ and Mai LT: Studies on the chemical constituents of the roots of *L. camara*. *Yao Xue Xue Bao* 1992; 28: 8328269.
45. Pan WD, Mai LT and Li YJ: Studies on the chemical constituents of the leaves of *L. camara*. *Yao Xue Xue Bao* 1993; 28(3): 5-9.
46. Singh SK, Singh A, Tripathi VJ and Finzi PV: Minor constituents of *Lantana camara*. *Journal of Indian Chemical Society* 1996; 73: 547-548.
47. Jonville MC, Kodja H, Humeau L, Fournel J, De Mol P, Cao M, Angenot L and Frédérick M: Screening of medicinal plants from Reunion Island for antimalarial and cytotoxic activity. *Journal of Ethnopharmacology* 2008; 120:382-386.
48. Gomes de MJ, de Sousa ATA, Thijian Nobre de Almeida e CV, Lyra de Vasconcelos CD, do Desterro RM and Carneiro do NS: Antiproliferative activity, antioxidant capacity and tannin content in plants of semi-arid Brazil. *Molecules* 2010; 15: 8534-42.
49. Pour BM, Latha LY and Sasidharan S: Cytotoxicity and oral acute toxicity studies of *Lantana camara* leaf extract. *Molecules* 2011; 16: 3663-3674.
50. Mahdi P, Sashidharan S, Rameshwar NJ and Ramnathan S: Anti-leukemia activity of methanolic extracts of *Lantana camara*. *Phcog Res* 2009a; 1: 274-279.
51. Ghosh S and Das SM: Anti-inflammatory and anticancer compounds isolated from *Ventilago madraspatana* Gaertn. *Rubia cordifolia* Linn. and *Lantana camara* Linn. *Journal of Pharmacy and Pharmacology* 2010; 62: 1158-1166.
52. Badakhshan MP, Sasidharan S, Rameshwar NJ and Ramanathan S: A comparative study: antimicrobial activity of methanol extracts of *Lantana camara* various parts. *Pharmacognosy Research* 2009b; 1: 348-351.
53. Barreto FS: Antibacterial activity of *Lantana camara* Linn and *Lantana montevidensis* Brig extracts from Cariri-Ceará Brazil. *Journal of Young Pharmacists* 2010; 2: 42-44.
54. Mary Kensa V: Studies on phytochemical screening and anti-bacterial activities of *Lantana camara* Linn. *Plant Sciences feed* 2011; 1: 74-79.
55. Deepak G, Silviya S and Kishwar HK: Biochemical compositions and antibacterial activities of *Lantana Camara* plants with Yellow, Lavender, Red and White flowers. *Eur Asia J Bio Sc* 2009; 3: 69-77.
56. Abdulla MA: Acceleration of Wound Healing Potential by *Lantana camara* leaf extract in experimental rats. *Research Journal of Medical Sciences* 2009; 3: 75-79.
57. Sathish R, Bhushan V and Natarajan K: Anti-ulcerogenic activity of *Lantana camara* leaves on gastric and duodenal ulcer in experimental rates. *Journal of Ethnopharmacology* 2011; 134: 195-197.
58. Nayak BS, Raju SS, Eversley M and Ramsuhbag A: Evaluation of wound healing activity of *Lantana camara* L.-A preclinical study. *Phytotherapy Research* 2009; 23:241-245.
59. Mayee R and Thosar A: Evaluation of *Lantana Camara* for antiulcerogenic and antioxidant activities in rats. *Pharm Clinical Res* 2011; 3: 10-14.
60. Bhakta D and Ganjewala D: Effect of leaf positions on total phenolics, flavonoids and proantho-cyanidins content and antioxidant activities in *Lantana camara* (L). *Journal of Scientific Research* 2009; 1: 363-369.
61. Jain S, Ioria P, Joshi A and Dueby BK: Pharmacognostic and phytochemical evaluation and antipyretic activity of leaves of *Lantana camara*. *Inter J Bio Ad Res* 2011; 28.
62. Srivastava D and Singh P: Antifungal potential of two common weeds against plant pathogenic fungi-*Alternariasps*. *Asian Journal of Experimental Biological Sciences* 2011; 2: 525-528.
63. Tripathi S, Rawat K, Swati D and Himani P: Potential of *Lantana camara* Linn. Weed against wood destroying fungi. *Indian Forest* 2009; 135: 403-411.
64. Deena MJ and Thoppil JE: Antimicrobial activity of the essential oil of *Lantana camara*. *Fitoterapia* 2000; 71: 453-455.
65. Weenen H, Nkunya MH and Bray DH: Antimalarial activity of Tanzanian medicinal plants. *Planta Med* 1990; 56: 368-370.
66. Rwangabo PC: Umuhengerin a new antimicrobially active flavonoid from *Lantanatri folia*. *Journal of Natural Product* 1988; 51: 966-968.
67. Gidwani BK, Bhargava S, Rao SP, Majoomdar A, Pawar DP and Alaspure RN: Analgesic, anti-inflammatory and anti-hemorrhoidal activity of aqueous extract of *Lantana Camara* Linn. *Research Journal of Pharmacy and Technology* 2009; 2:3 78-381

How to cite this article:

Ved A, Arsi T, Prakash O and Gupta A: A review on phytochemistry and pharmacological activity of *Lantana camara* Linn. *Int J Pharm Sci Res* 2018; 9(1): 37-43. doi:10.13040/IJPSR.0975-8232.9(1).37-43.

All © 2013 are reserved by International Journal of Pharmaceutical Sciences and Research. This Journal licensed under a Creative Commons Attribution-NonCommercial-ShareAlike 3.0 Unported License.

This article can be downloaded to **ANDROID OS** based mobile. Scan QR Code using Code/Bar Scanner from your mobile. (Scanners are available on Google Playstore)