



Received on 08 April 2024; received in revised form, 10 June 2024; accepted, 17 July 2024; published 01 October 2024

## A COMPREHENSIVE UPDATE ON PYRIMIDINE, COUMARIN AND BENZIMIDAZOLE (PCB)-VERSATILE ANALOGS WITH BIOLOGICAL POTENCY

Sharanabasappa B. Patil

Department of Chemistry, Ramaiah Institute of Technology, Bangalore - 560054, Karnataka, India.

### Keywords:

Pyrimidine, Coumarin, Benzimidazole, SAR, and Biological significance

### Correspondence to Author: Dr. Sharanabasappa B. Patil

Assistant Professor,  
Department of Chemistry,  
Ramaiah Institute of Technology,  
Bangalore - 560054, Karnataka, India.

E-mail: sbp7910@gmail.com

**ABSTRACT:** All three versatile heterocyclic compounds (PCB) are majorly contributing to the field of medicine due to their unique medicinal activities like antimicrobial, anti-inflammatory, anticancer, antioxidant, analgesic, anti-diabetic, anti-viral, anti-ulcer, anti-HIV, and as an anti-protozoal agent (Fig. 1). Many novel PCB analogs are already being used commercially as medicines. Further, the structure-activity relationship and the recent medicinal significance of all three (pyrimidine, coumarin, and benzimidazole) derivatives were discussed. Finally, this comprehensive update may attract synthetic chemists and biologists for further design and development of a novel molecule.

### INTRODUCTION:

**Pyrimidine:** The pyrimidine skeleton is a versatile scaffold for its synthesis and medicinal significance. The pyrimidine associated with other heterocyclic compounds attracted the chemists such as antimicrobial<sup>1</sup> Samvel N S *et al.* 2018, anticancer<sup>2</sup> Safinaz *et al.* 2019, anti-inflammatory<sup>3</sup> Haroonur Rashid *et al.* 2021, anti-malarial<sup>4</sup> Mohammad M A *et al.* 2021, anti-diabetic<sup>5</sup> Fariba Peytam *et al.* 2021, anti- HIV<sup>6</sup> Roberto Romeo *et al.* 2019, Anthelmintic<sup>7</sup> David I U *et al.* 2018., CNS depressants<sup>8</sup> Marek Krol *et al.* 2021, cardiac agents<sup>9</sup> Fatma Bassyouni *et al.* 2021 & the thiouracil analogs observed anti-thyroid activity<sup>10</sup> Samir M A *et al.* 2018. In addition, pyrimidine fused heterocycles observed inhibitor potential against protein kinase<sup>11</sup> Kaled R. A A *et al.* 2021.

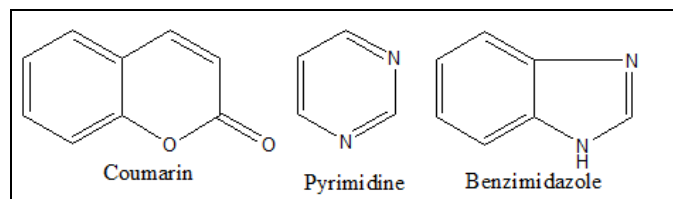
**Coumarin:** Coumarins, popularly known as benzopyrone, are found in nature (tonka bean, woodruff, and bison grass).

Coumarin and coumarin fused other heterocycles showed various medicinal potential, such as antimicrobial<sup>12</sup> (Phutdhawong W *et al.* 2021), anti-inflammatory<sup>13</sup> (Hanan M Alshibl *et al.* 2020), anti-cancer<sup>14</sup> (E K Akkol *et al.* 2020), anti-tubercular<sup>15</sup> (Dinesh S Reddy *et al.* 2021), antithrombotic<sup>16</sup> (Leilei Gao *et al.* 2021), and antioxidant<sup>17</sup> (Anum Sahar *et al.* 2017).

**Benzimidazole:** The fusion of benzene with imidazole is popularly known as benzimidazole. Benzimidazoles are known for their wide spectrum of biological activities and also for their clinical applications, such as antimicrobial<sup>18</sup> (Hasan Küçükbay *et al.* 2021), Anticancer<sup>19</sup> (Eman A. Abd El-Meguid *et al.* 2020), antioxidant<sup>20</sup> (Rahman Basaranet *et al.* 2020), anti-inflammatory<sup>21</sup> (Sathyanarayana R *et al.* 2022), analgesi<sup>22</sup> (Shejuti Rahman Brishty *et al.* 2020), anti-diabetic<sup>23</sup> (Burak Dik *et al.* 2021), anti-ulcer<sup>24</sup> (Avinash Patil *et al.* 2009), anti-viral<sup>25</sup> (Mei Chen *et al.*

<b>QUICK RESPONSE CODE</b> 	<b>DOI:</b> 10.13040/IJPSR.0975-8232.15(10).2943-62
This article can be accessed online on <a href="http://www.ijpsr.com">www.ijpsr.com</a>	
<b>DOI link:</b> <a href="https://doi.org/10.13040/IJPSR.0975-8232.15(10).2943-62">https://doi.org/10.13040/IJPSR.0975-8232.15(10).2943-62</a>	

2021) and as an anti-protozoal agent<sup>26</sup> (Karen Rodríguez Villar *et al.* 2021) **Fig. 1**.



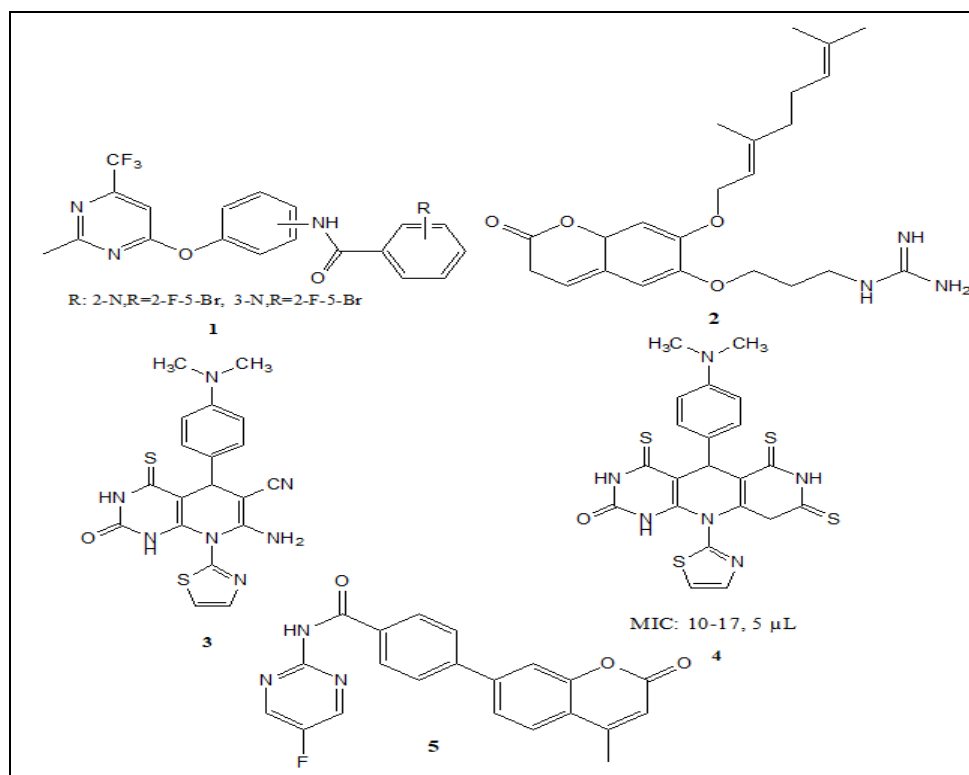
**FIG. 1: STRUCTURES OF PYRIMIDINE, COUMARIN AND BENZIMIDAZOLE**

### Clinical Significance of Pyrimidine, Coumarin, and Benzimidazole (PCB) Analogs:

**As Antimicrobial agents:** The Contribution of antibiotics is significant after the discovery of penicillin in 1928<sup>27</sup> (M.A. Radwan *et al.* 2020). Further novel inventions are required to prevent multidrug resistance. Every year, the resistance of bacterial strains is affected very badly in European countries. Compound (1), inventor: Wenneng Wu *et al.* 2021, Activity: Good, EC50: 10.5 µg/ml against microbial strains compared with standard (32.1 µg/ml), SAR: Observed potential may be the presence of -NH<sub>2</sub>, -F, and -Br groups in different positions of the aromatic ring<sup>28</sup>. Compound (2), inventor: Rongcui Zhong *et al.* 2021, Activity: Potent, Fungal strain: gram-positive bacteria, SAR: The coumarin bearing hydrophobic and cationic

moiety may be responsible for the enhanced activity<sup>29</sup>. Compound 3 and 4, inventor: Bassyouni F *et al.* 2021, Activity: Good, MIC: 10-17, 5 µL against microbial strains, SAR: The existence of sulfur, methyl, and amine in the pyrimidine skeleton may be responsible for the enhanced potential<sup>30</sup>. Compound (5), inventor: M. Nibin Joy *et al.* 2020, Activity: Higher, MIC: 5-150 µg/ml, Bacterial strains: *P. aeruginosa* and *E. coli*, standard: pyrimethanil, MIC: 0.2-0.6 µg/ml, 32.1 µg/ml, SAR: Pyrimidine ring bearings with fluoro groups may be responsible for the activity<sup>31</sup> **Fig. 2**.

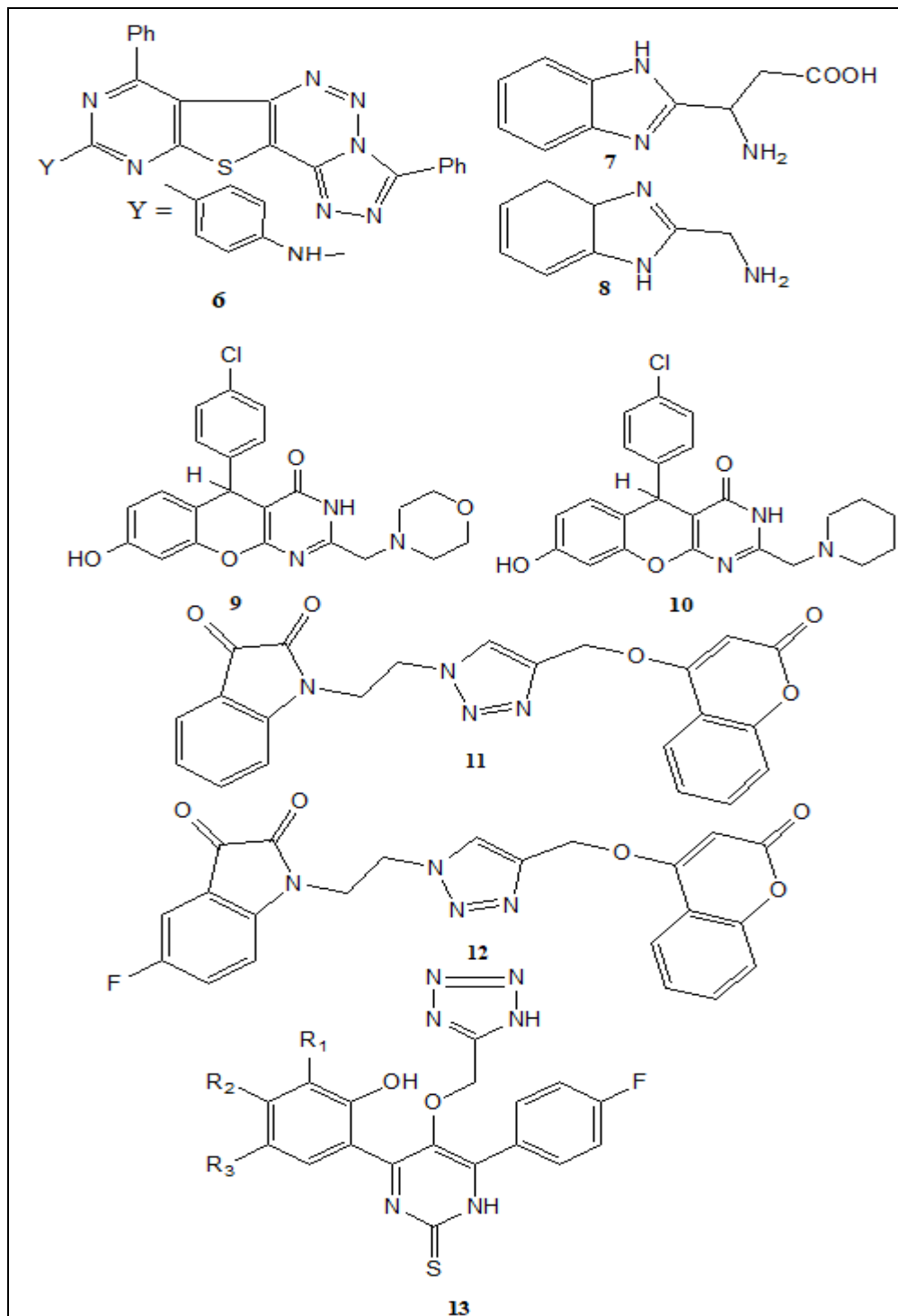
Compound (6), inventor: Mostafa *et al.* 2020, Activity: Good, Inhibition zone: 19, 19, 18 and 17 & 17, 18 & 18 mm against microbial strains compared with standard (26, 25 & 21 mm), SAR: Substituted pyridine and pyrimidine scaffold may be responsible<sup>32</sup>. Compound (7 and 8), inventor: Chintakunta R *et al.* 2020, Activity: satisfactory potency, Microbial strains: *B. subtilis* (100, 50, 25, 12.5, 6.25, 3.12, 1.6, 0.8, and 0.4 µg/ml) and *P. aeruginosa* (100, 50, 25, & 12.5 µg/ml), standard: Ciprofloxacin, SAR: The observed potency may be due the presence of amine and carboxylic acid groups at the specific position<sup>33</sup>.



**FIG. 2: THE ANTIMICROBIAL POTENTIAL OF PYRIMIDINE, BENZIMIDAZOLE AND COUMARIN DERIVATIVES**

Compound (9 and 10), inventor: Moustafa A. H *et al.* 2020, Activity: Good potency, MIC: 0.07  $\mu\text{g}/\text{mL}$  against microbial strains compared with

standard (0.67  $\mu\text{g}/\text{mL}$ ), SAR: The existence of the  $-\text{OH}$ ,  $-\text{ClC}_6\text{H}_5$  and pyrimidine skeleton may be responsible for the activity<sup>34</sup>.



**FIG. 3: THE ANTIMICROBIAL POTENTIAL OF PYRIMIDINE, BENZIMIDAZOLE AND COUMARIN DERIVATIVES**

Compound (11 and 12), inventor: Kavita Bhagat *et al.* 2019, Activity: potent, MIC: 30 and 312  $\mu\text{g}/\text{mL}$  against microbial strains compared with standard. SAR: The existence of carbon chain length and the

presence of an electronic medium may be responsible for the activity<sup>35</sup>. Compound (13), inventor: D. Vidya S *et al.* 2018, Activity: satisfactory potency, MIC: 25, 200, 175, 150

$\mu\text{g/mL}$ , 75, and 25  $\mu\text{g/mL}$  against microbial strains. SAR: The fluorophenyl and thione-pyrimidine scaffolds may be responsible for the high potency<sup>36</sup> **Fig. 3.**

**As Anticancer agents:** The anticancer potential is responsible for the presence of di, tri, and tetra substituted pyrimidines, substituted pyrazole and thieno pyrimidines, and quinazoline, coumarin, and benzimidazole bearing other heterocyclic compounds, which represent potent anticancer activity.

Compound (14), inventor: Phutdhawong W. *et al.* 2021, Activity: High potency, IC<sub>50</sub> = 2.62–4.85  $\mu\text{M}$ , 0.39–0.75  $\mu\text{M}$  against cancer cell lines. SAR: Because of the presence of the fluorobenzamide moiety, high potency was observed<sup>37</sup>.

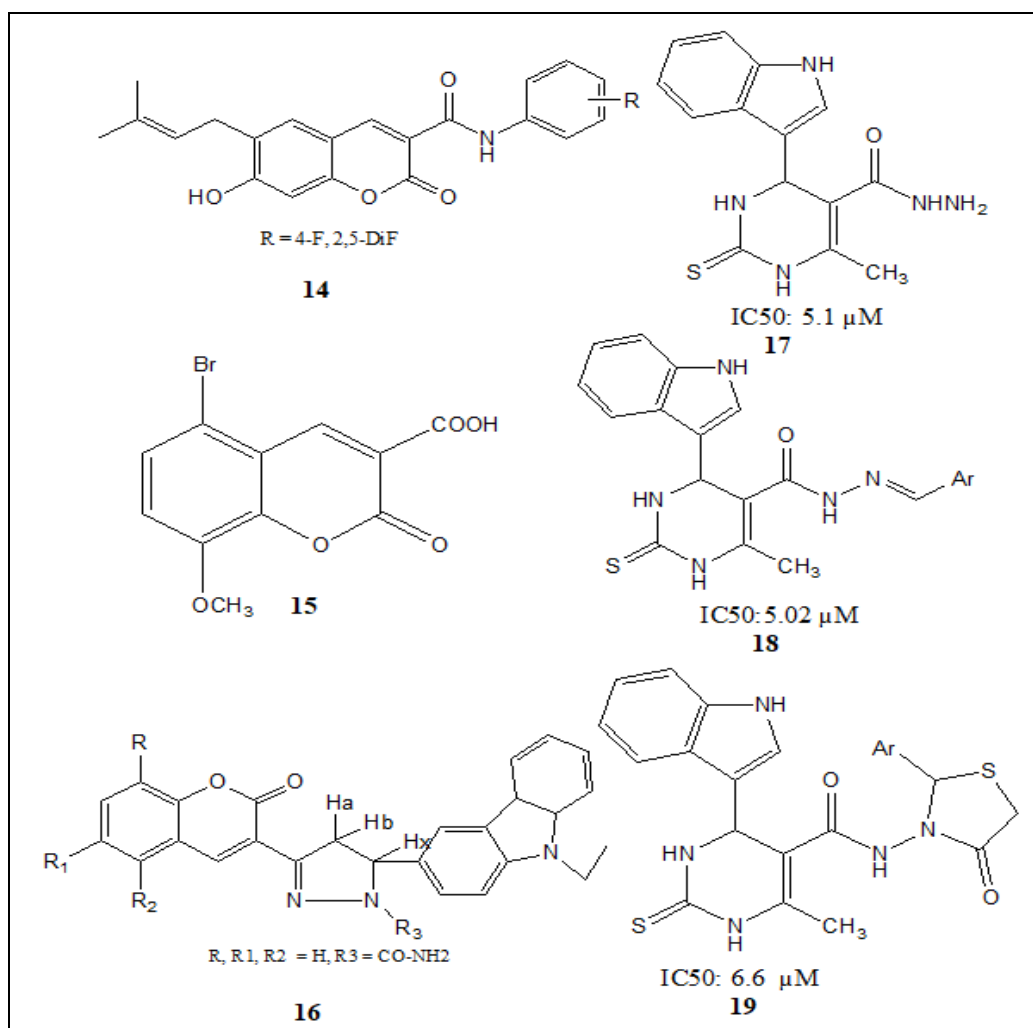
Compound (15), inventor: Bakare Safyah *et al.* 2021, Activity: potent, IC<sub>50</sub>: 83.69  $\mu\text{M}$  against cancer cell lines. SAR: The existence of bromo and

methoxy groups in the fifth and eighth positions may be responsible for the activity<sup>38</sup>.

Compound (16), inventor: Mrugesh Patel *et al.* 2021, Activity: potent, IC<sub>50</sub>: 12.59, 11.36  $\mu\text{M}$ , and 11.26, 9.13  $\mu\text{M}$  against cancer cell line. SAR: The phenyl pyrazoline bearing chloro- methoxy group may be responsible for the enhanced activity<sup>39</sup>.

Compound (17, 18, and 19), inventor: N. M Ahmed *et al.* 2021, Activity: Good potency, IC<sub>50</sub>: 5.1, 5.02, and 6.6  $\mu\text{M}$  against cancer cell lines. SAR: The existence of thiazolidine and pyrimidine associated with other heterocycles may be responsible for the activity<sup>40</sup> **Fig. 4.**

Compound (20), inventor: Yichang Ren *et al.* 2021, Activity: Satisfactory, Cancer cell lines: IC<sub>50</sub>: 9.7 nM, A2780/T, and 6.2 nM, A2780S, SAR: Phenyl ring, indole, and benzimidazole scaffold presence may be responsible for the high potency<sup>41</sup>.



**FIG. 4: THE ANTICANCER POTENTIAL OF PYRIMIDINE, COUMARIN AND BENZIMIDAZOLE ANALOGS**

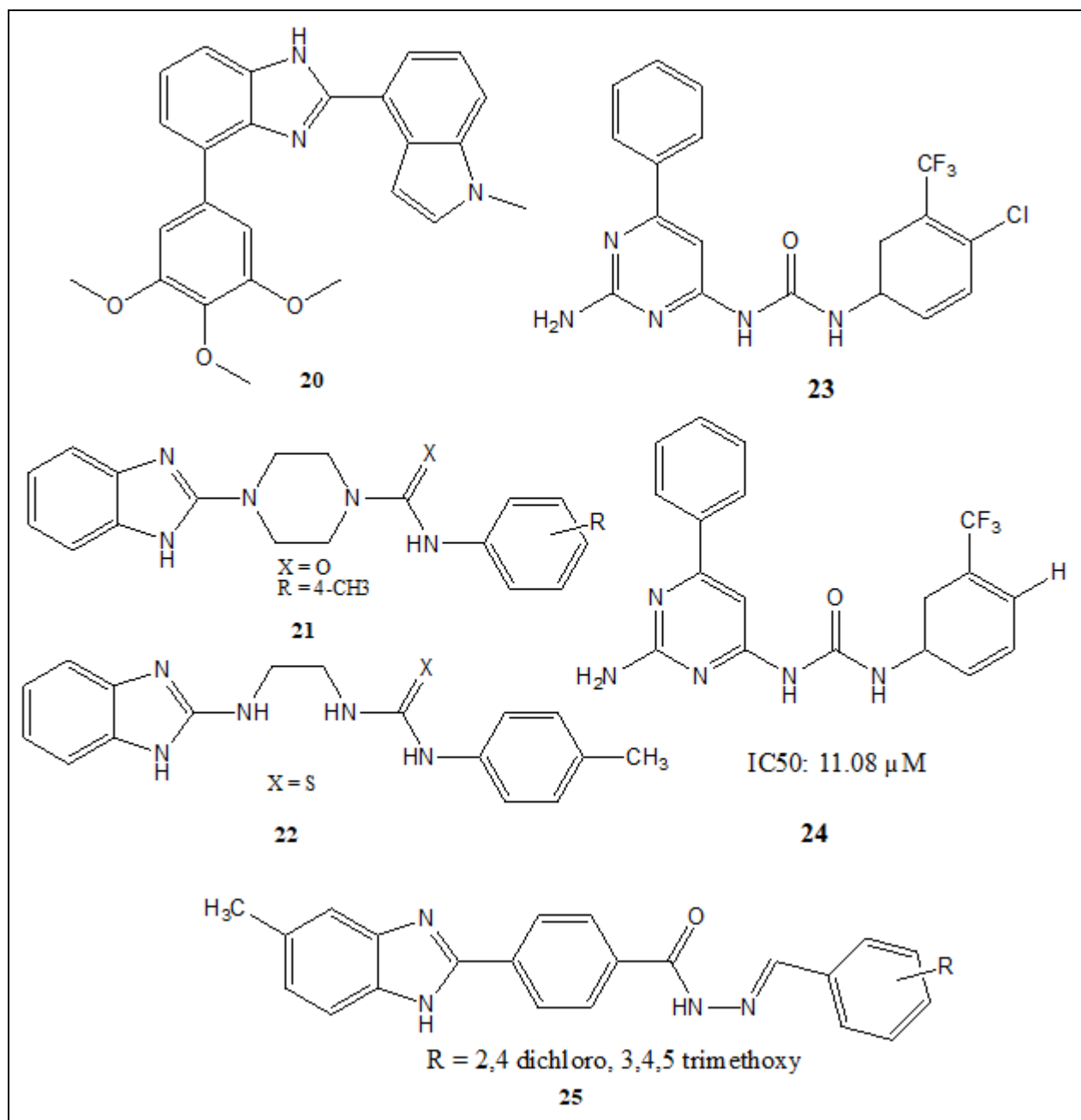


FIG. 5: THE ANTICANCER POTENTIAL OF PYRIMIDINE, COUMARIN AND BENZIMIDAZOLE ANALOGS

Compound (21 and 22), inventor: Lamia A. Siddig *et al.* 2021, Activity: Good, Cancer cell lines: MCF-7, IC<sub>50</sub>: 25.8 and 48.3 μM, SAR: The chlorine, methyl, and sulfur groups are the key groups for the enhanced activity<sup>42</sup>.

Compound (23 and 24), inventor: Zuhail K. Kurt *et al.* 2020, Activity: Satisfactory, Cell lines: IC<sub>50</sub>: 11.08 μM, SW480, SAR: The CF<sub>3</sub>, Cl, and aminopyrimidine scaffold may be responsible for the activity<sup>43</sup>.

Compound (25), inventor: Martha M. Morcoss *et al.* 2020, Activity: satisfactory, cancer cell lines:

GI%: 50-84 %, SAR: The hydrazone group and benzimidazole moiety presence observed the high potency<sup>44</sup> **Fig. 5**.

Compounds (26 and 27), inventor: Huang T *et al.* 2019, Activity: Good, Cancer cell lines: Inhibition rates: HeLa & A549: 45.08% & 41.69% & HeLa, HepG-2 & MCF7, IC<sub>50</sub>: 20.30, 12.37 & 13.18 μM, SAR: The ethanolamine and pyrimidine moiety presence observed the enhanced activity<sup>45</sup>.

Compound (28 and 29), inventor: Safinaz *et al.* 2019, Activity: Significant, IC<sub>50</sub> = 0.01 μM against cancer cell lines compared with standard (0.04

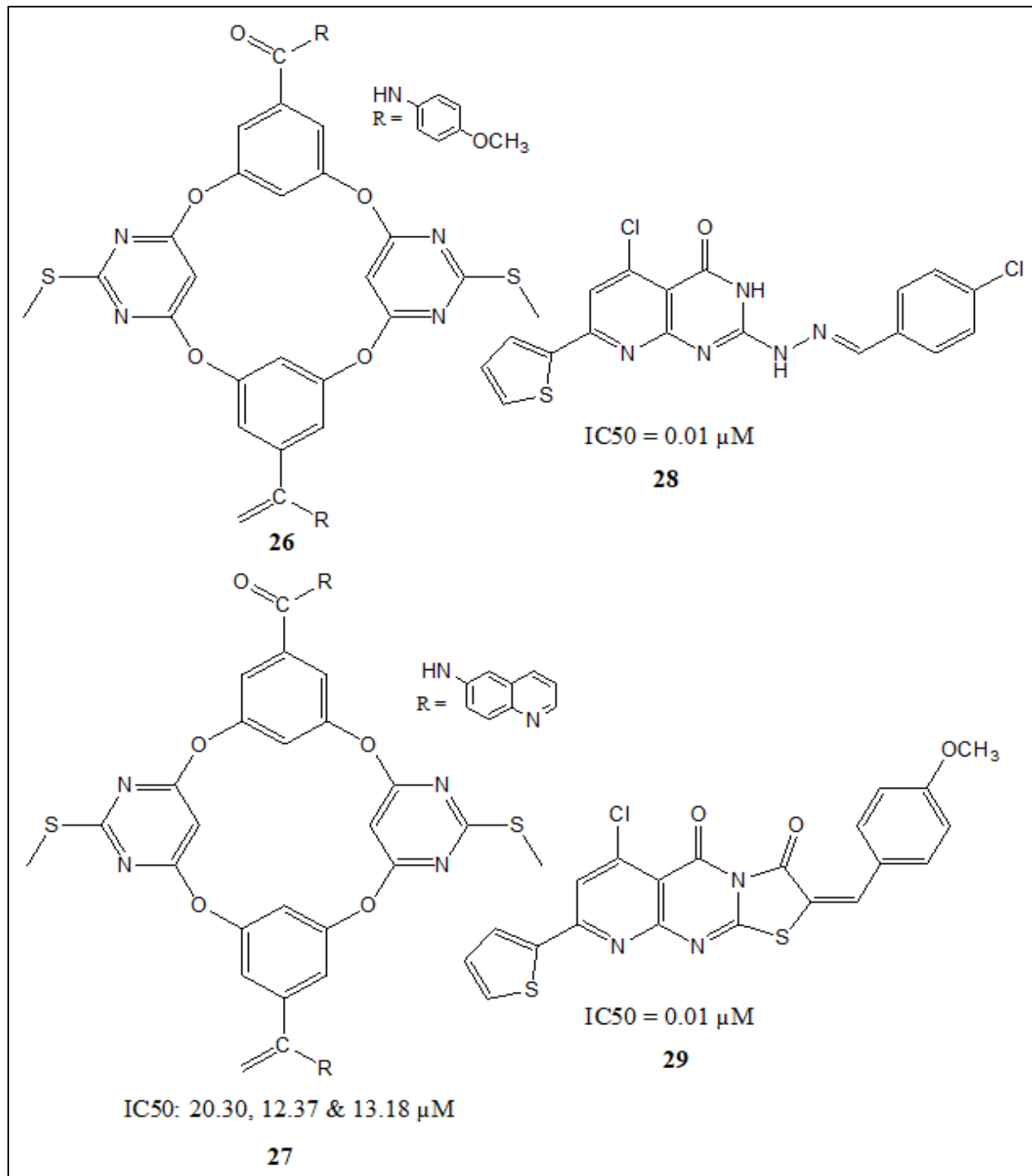
$\mu\text{M}$ ). SAR: The existence of the  $-\text{Cl}$  and  $-\text{CH}_3$  groups associated with heterocycles may be responsible for the activity <sup>46</sup> **Fig. 6**.

**As Anti-tubercular agent:** If we observed various diseases caused by Mycobacterium. Among them Tuberculosis is one creating a bad impact on human health <sup>47</sup> (Claudia TA Pires *et al*, 2020).

Compound (30), Inventor: Godge R *et al* 2018, Activity: Potent, MIC: 1.6 mcg/ml against M

tuberculosis. SAR: The existence of pyrazole ring and methoxy group may be responsible for the activity <sup>48</sup>.

Compound (31), Inventor: Kumbar S S *et al* 2018, Activity: Good, Mycobacterium tuberculosis: H37Rv strain, Standard: Isoniazid, MIC: 0.02  $\mu\text{g}$ , SAR: The chloro group presence in specific position on the phenyl ring may responsible for the enhanced potency <sup>49</sup> **Fig. 7**.



**FIG. 6: THE ANTICANCER POTENTIAL OF PYRIMIDINE, COUMARIN AND BENZIMIDAZOLE ANALOGS**



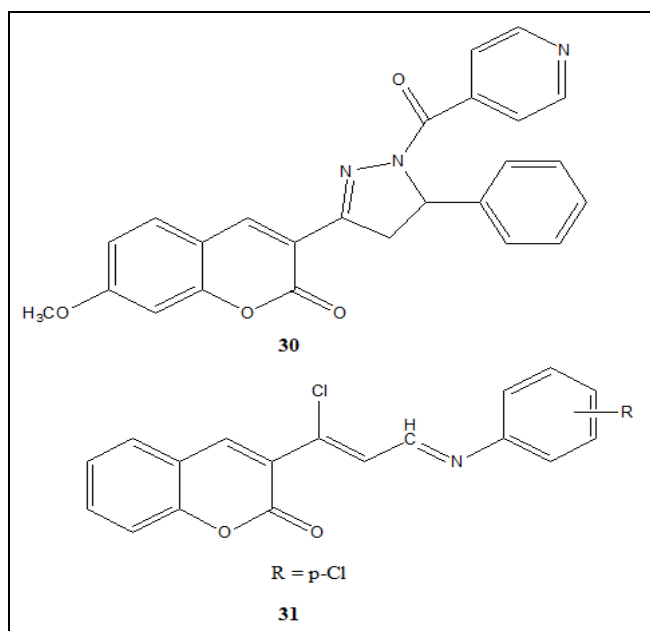


FIG. 7: THE ANTI-TUBERCULAR POTENTIAL OF COUMARIN ANALOGS

#### As an Anti-inflammatory and Analgesic agent:

Human beings are suffering due to various inflammatory diseases. The drugs (commercial) are not always effective and are also associated with major adverse effects<sup>50</sup> (Alshibl Hanan M *et al.* 2020). Anti-inflammatory agents are popularly used to treat and prevent inflammation. The anti-inflammatory drugs inhibit the prostaglandin

synthesis at the site of injury<sup>51</sup> (L. V Ganji *et al.* 2019). Compound (32 and 33), inventor: Helmy M. Sakr *et al.* 2021, Activity: Significant, Percentage increase in latency time: 286.7 and 255.6%, 100 mg/kg, which was compared to Indomethacin (percentage increase in latency time: 91 %), SAR: The methoxy group & pyrimidine scaffold may play a key role in the enhanced activity<sup>52</sup>.

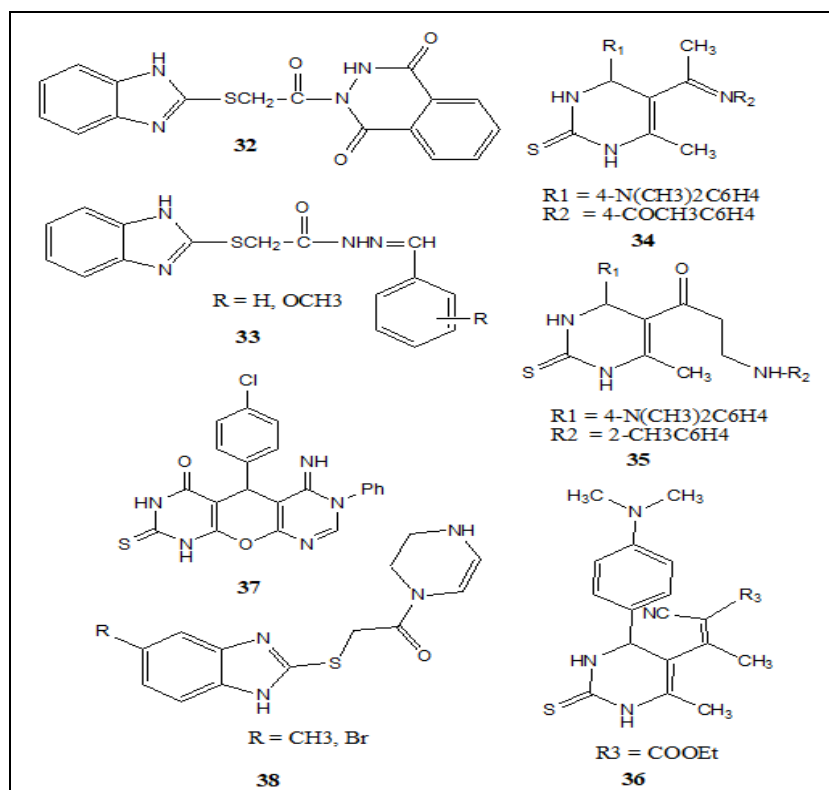


FIG. 8: THE ANTI-INFLAMMATORY & ANALGESIC POTENTIAL OF PYRIMIDINE, BENZIMIDAZOLE AND COUMARIN ANALOGS

Compound (34, 35 & 36), Inventor: N M Ahmed *et al.* 2020, Activity: Significant (61-86%), Standard: Ibuprofen, 69% at 1 hr interval, 22-74%, SAR: The thieno-pyrimidine moiety may be responsible for the observed high potency <sup>53</sup> **Fig. 8.** Compound (37), inventor: Mohamed H. M Abd El-Azim *et al.* 2020, Activity: Remarkable, Cox-1 IC<sub>50</sub> (μm) = 13.13 ± 0.15m and Cox-2 IC<sub>50</sub> (μm), 0.04 ± 0.02) compared with standard (0.04 ± 0.01, 3.34 ± 0.12, and 6.90 ± 0.26). SAR: Chloro group and thino-pyrimidine moiety existence may be responsible for the enhanced activity <sup>54</sup>.

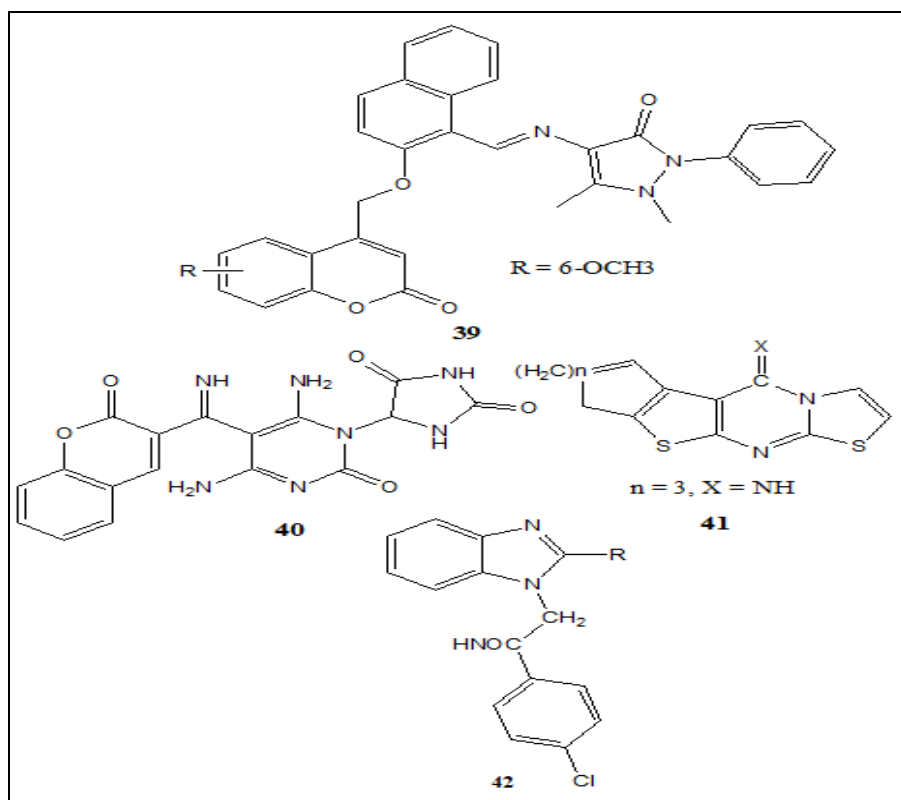
Compound (38), inventor: L. V Ganji *et al.* 2019, Activity: Significant, (% inhibition of paw volume: 66.59 & 71.99 %), standard: Diclofenac Sodium (% inhibition of paw volume: 36.72 %), SAR: The enhanced activity may be due to substitution at 5(6) with -Br and -CH<sub>3</sub> <sup>55</sup>. Compound (39), inventor: Chavan Rakesh *et al.* 2018, Activity: Good, Inhibition: 53.65% and 67.27% compared with standard (5.50%), SAR: Observed activity may be the presence of methoxy and hydroxyl groups on the heterocyclic skeleton <sup>56</sup>. Compound (40), inventor: Karam Ahmed *et al.* 2018, Activity: Good, (%inhibition): 2.38±0.08, 3.18±0.08, 2.43±0.03, 125.1±1.68 and 97.56±0.55 &

0.82±0.02, 0.84±0.01, 29.34±2.97, 32.08±2.05), SAR: The coumarin and 4-methoxyphenylpyridine moiety presence may be observed high potency <sup>57</sup>.

Compound (41), inventor: Siham Lahsani *et al.* 2018, Activity: satisfactory, (RBC= 0.179 ± 0.01775, 101.6216 ± 0.0005) compared with standard (0.132 ± 0.002251, 102.851 ± 0.00076). SAR: Thiazolo-pyrimidine scaffold existence observed enhanced activity <sup>58</sup>.

Compound (42), inventor: Ritchu Sethi *et al.* 2018, Activity: Significant, Percentage (%) reduction in edema at (4<sup>th</sup> hr) 66.66±2.45, 100 mg/kg), Standard: Diclofenac Sodium, percentage (%) reduction in edema at (4<sup>th</sup> hr) 76.25±2.75). SAR: The existence of the chloromethyl group on the benzimidazole scaffold may play a key role in the high potency <sup>59</sup> **Fig. 9.**

**As an Anti-malarial agent:** Malaria causes a severe threat to humankind caused by Anopheles mosquito <sup>60</sup> (Mziyanda Mbaba *et al.* 2021). Compound (43), inventor: Lorena Coronado *et al.* 2021, Activity: Potent, *P. falciparum*, CC50/IC50 = 675. SAR: The methoxy group's existence may be observed to enhance activity <sup>61</sup>.

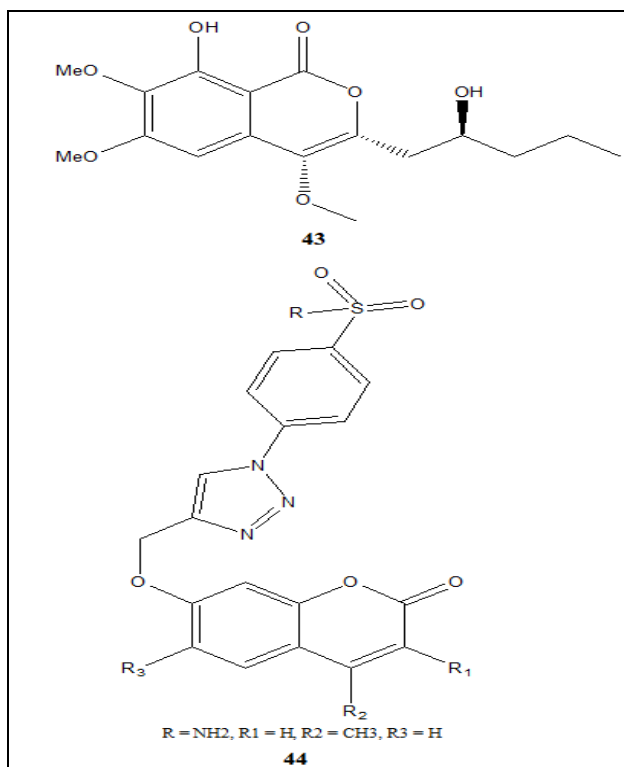


**FIG. 9: THE ANTI-INFLAMMATORY & ANALGESIC POTENTIAL OF PYRIMIDINE, BENZIMIDAZOLE AND COUMARIN ANALOGS**



Compound (44), inventor: Neha Batra *et al.* 2020,  
Activity: Potent, *P. falciparum* (3D7) IC50 = 3.64

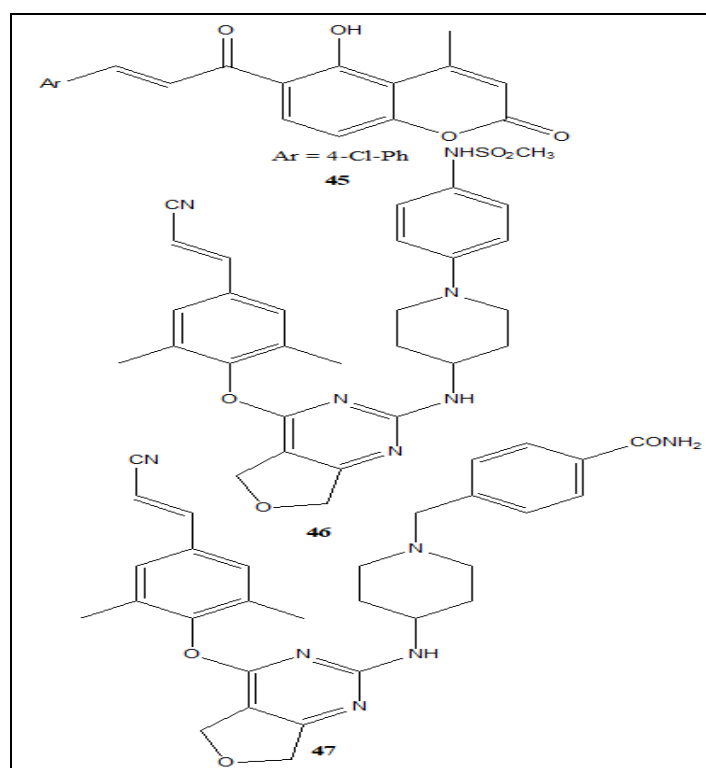
$\mu\text{M}$ , SAR: The sulfonamide group existence  
observed the enhanced activity<sup>62</sup> **Fig. 10.**



**FIG. 10: THE ANTI-MALARIAL POTENTIAL OF COUMARIN ANALOGS**

**As an anti-HIV agent:** a major percentage of humankind suffers from AIDS caused by HIV-1. The enhanced treatment procedure with potential

antiretroviral therapies has resulted in a remarkable increase in the survival rate.



**FIG. 11: ANTI-HIV POTENTIAL OF PYRIMIDINE AND COUMARIN ANALOGS**

Compound (45), inventor: Srivastav V. K. *et al.* 2018, Activity: Good, IC<sub>50</sub>: 4.7 μM against the T cell line (C8166). SAR: The phenyl ring bearing chloro group may be responsible for activity<sup>63</sup>.

Compound (46 and 47), inventor: Dongwei Kang *et al.* 2022, Activity: Superior potency, EC<sub>50</sub> = 5.79-28.3 nM and 2.85-18.0 nM compared with standard: etravirine & rilpivirine, SAR: The existence of the -CN, -CONH<sub>2</sub> group, and pyrimidine skeleton may be responsible for the activity<sup>64</sup> **Fig. 11**.

**As an Anti-oxidant agent:** Antioxidants are the drugs that will help the hosts against injurious factors<sup>24</sup>. Oxidative stress can be prevented by active, novel antioxidants<sup>65</sup>. Therefore, there is a need to synthesize novel active analogs with free radical scavenging properties.

Compound (48), inventor: Esvet Akbas *et al.* 2019, Activity: satisfactory, IC<sub>50</sub>: 155.80 μm compared with standard (145.59 μm). SAR: Pyrimidine skeleton existence may be responsible for the activity<sup>66</sup>.

Compound (49), inventor: Ahmed A. Hadi *et al.* 2020, Activity: Good, Inhibition: 82%, Standard: Inhibition: 94%, SAR: The substituted naphthalene and pyrimidine scaffold skeleton may be responsible for the enhanced activity<sup>67</sup>.

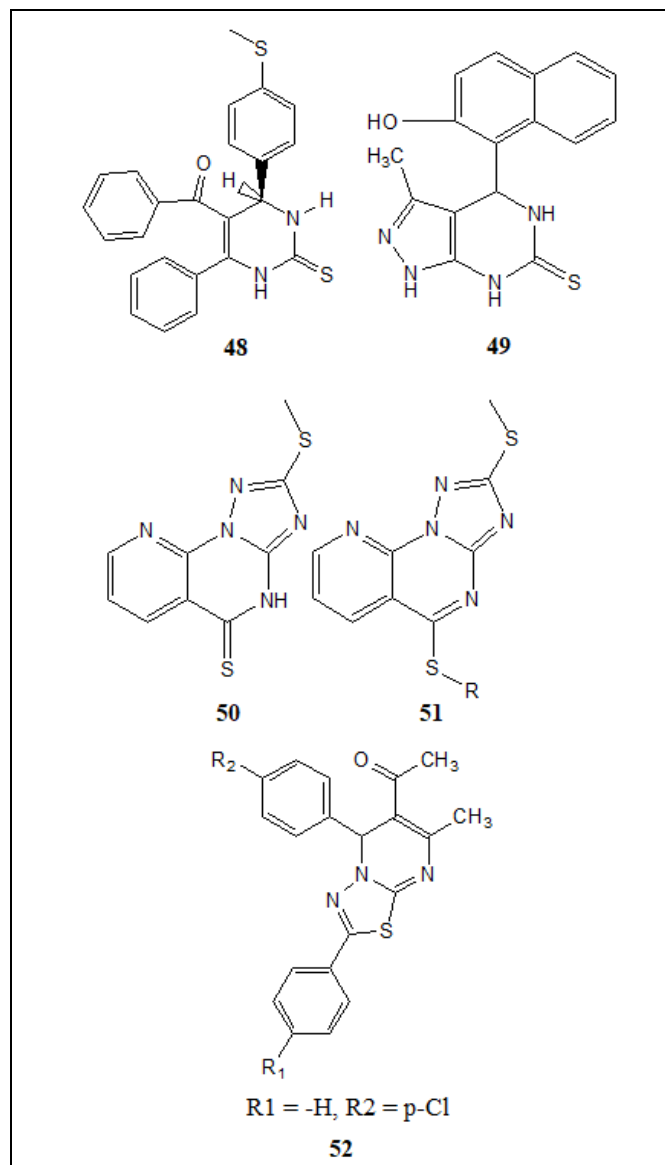
Compound (50 and 51), inventor: Hatem A. Abuelizz *et al.* 2019, Activity: Good, FRAP: 973 & 1143 μmol compared with standard. SAR: sulfur group and pyrimidine scaffold presence may be observed to enhance activity<sup>68</sup>.

Compound (52), inventor: Bhadraiah U. K *et al.* 2021, Activity: Strong, IC<sub>50</sub>: 2.50±0.65 μg/ml compared with standard (5.35±0.68 μg/ml). SAR: Substituted pyrimidine skeletons with -Cl and -OCH<sub>3</sub> groups may be responsible for the activity<sup>69</sup> **Fig. 12**.

Compound (53 and 54), inventor: Abrar A. Bayazeed *et al.* 2020, Activity: Good, Inhibition: 86.07% and 85.29% compared with standard (88.23%). SAR: The substituted pyran moiety with the acetyl and benzoyl groups may be responsible for the activity<sup>70</sup>. Compound (55), Inventor: Maria A. Argirova *et al.* 2021, Activity: Satisfactory, Percentage of activity: 40-50%, SAR: The existence of the hydroxyl group on the phenyl

moiety may be responsible for the enhanced activity<sup>71</sup>.

Compound (56 and 57), inventor: Muhmmad Taha *et al.* 2020, Activity: Good, IC<sub>50</sub> = 29.14 ± 0.47 μM, 22.42 ± 0.26 μM compared with standard (29.20 ± 1.25 μM). SAR: Hydroxyl group-bearing aromatic compounds may have high potency<sup>72</sup>.



**FIG. 12: ANTI-OXIDANT POTENTIAL OF PYRIMIDINE ANALOGS**

Compound (58 and 59), inventor: Vineet Kumar Singh *et al.* 2020, Activity: satisfactory, percentage scavenging of DPPH radical: 40-100 μg/ml, 48.02-85.03%, and 53.02-88.53%, Standard: ascorbic acid (percentage scavenging of DPPH radical: 40-100 μg/ml, 64.49- 92.34%). SAR: The existence of electron-donating groups on the ring may be responsible for the enhanced activity<sup>73</sup> **Fig. 13**.

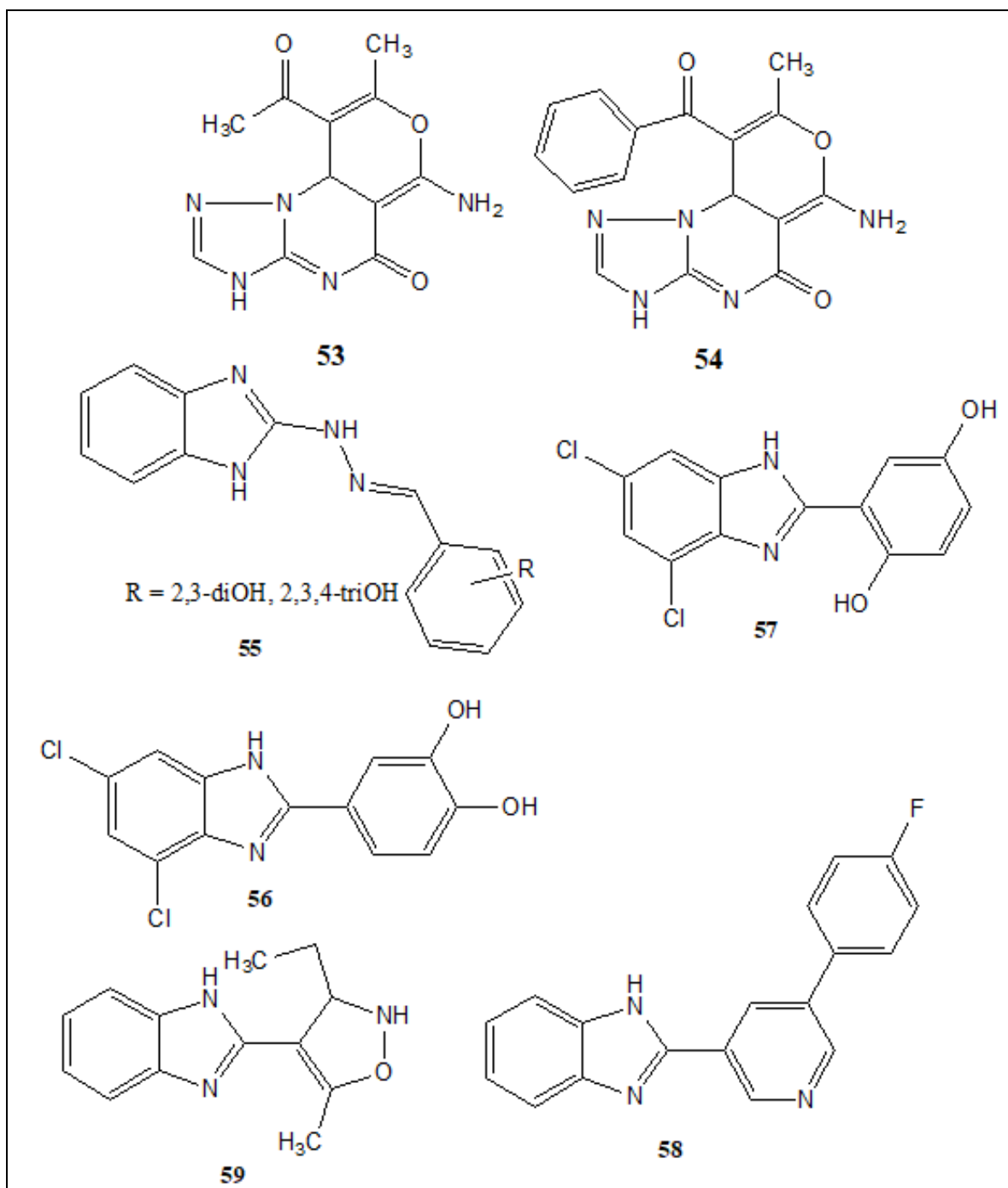


FIG. 13: ANTI-OXIDANT POTENTIAL OF PYRIMIDINE AND BENZIMIDAZOLE ANALOGS

**As a Cardiac agent:** The increased death rate due to hypertension is worldwide, and many people are suffering from hypertension. Treatment and prevention of cardiovascular-diseases is a big challenge.

Compound (60, 61 and 62), inventor: Nadeem Irshad *et al.* 2021, Activity: Good,  $45 \pm 0.5$ ,  $56 \pm 0.5$ ,  $64 \pm 0.4$  mmHg,  $373 \pm 0.5$  bpm and  $50 \pm 0.6$ ,  $61 \pm 0.6$ ,  $60 \pm 0.3$  mmHg,  $381 \pm 0.5$  bpm and  $51 \pm 0.4$ ,  $43 \pm 0.5$ ,  $67 \pm 0.5$  mmHg,  $378 \pm 0.4$  bpm

compared with standard ( $43 \pm 0.5$ ,  $39 \pm 0.4$ ,  $59 \pm 0.4$  mmHg and  $381 \pm 0.6$  bpm). SAR: -Cl and -OH group-bearing pyrimidine scaffold existence may be responsible for the activity<sup>74</sup> **Fig. 14.**

**As an Anti-diabetic agent:** Major humankind suffers from diabetes mellitus, and the treatment and prevention of the disease is a challenging task, and soon it may rise to five hundred seventy eight million (Approximate estimation) by 2030 (Suri Babu Patchipala *et al.* 2022)<sup>75</sup>.

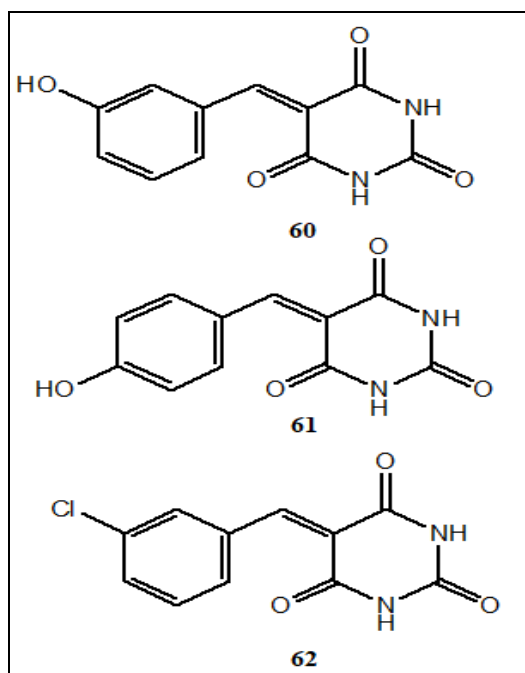


FIG. 14: CARDIAC POTENTIAL OF PYRIMIDINE ANALOGS

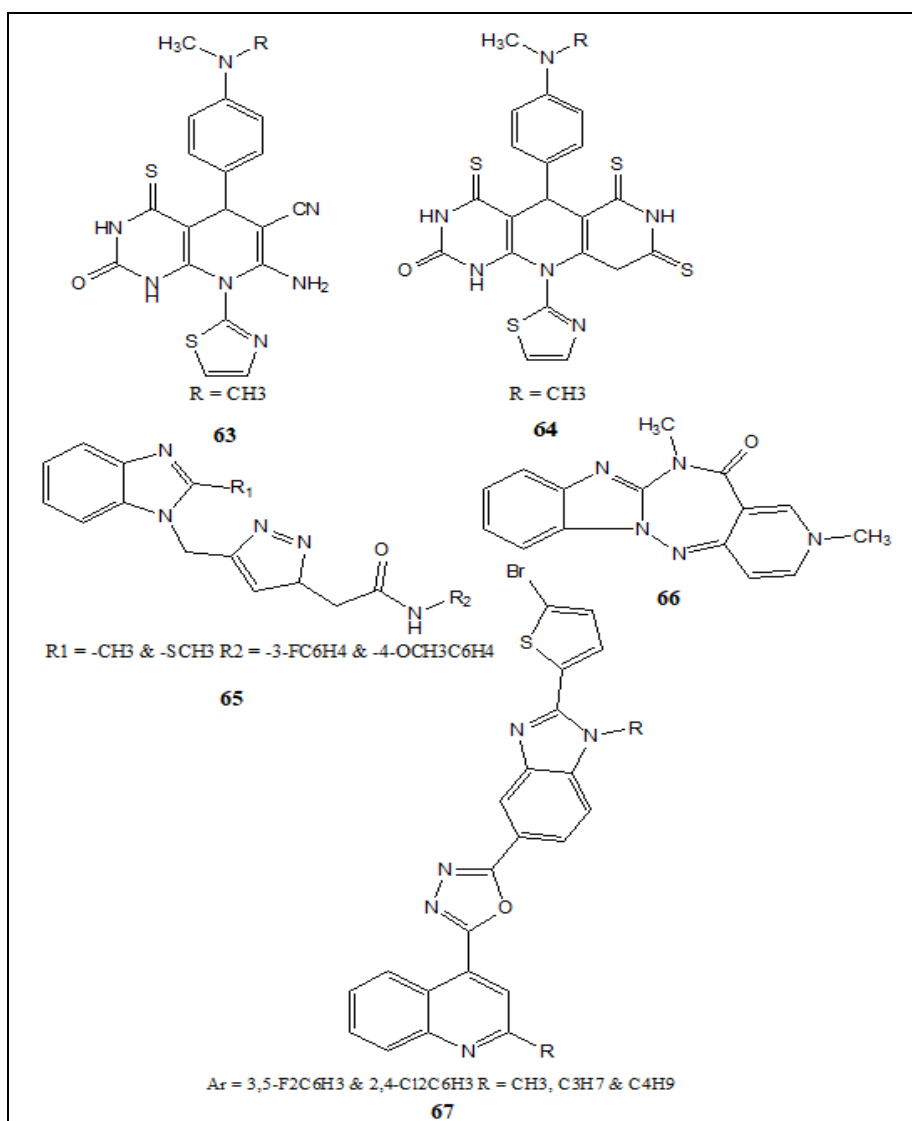


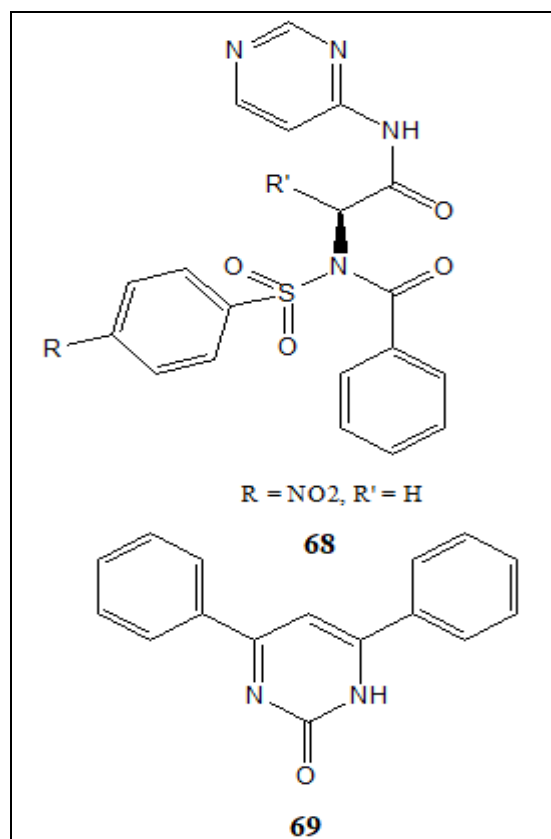
FIG. 15: ANTI-DIABETIC POTENTIAL OF PYRIMIDINE AND BENZIMIDAZOLE ANALOGS

Compound (63 and 64), inventor: Bassyouni F *et al.* 2021. Activity: Good, Glucose Level:  $122.4 \pm 3.2$ , mg/dL and  $116.5 \pm 7.2$ ,  $\alpha$ -amylase Level:  $117.6 \pm 1.51$  and  $78.41 \pm 1.04$  U/L. SAR: The observed activity may be due to the presence of pyridine and thio-pyrimidine scaffolds<sup>76</sup>.

Compound (65), inventor: Laxmi Deswal *et al.* 2020. Activity: Good, IC<sub>50</sub>: 0.0410-0.0916  $\mu$ mol/ml & 0.0146-0.0732  $\mu$ mol/ml,  $\alpha$ -amylase &  $\alpha$ -glucosidase. SAR: The enhanced activity may be due to the presence of the -F, -CH<sub>3</sub>, -SCH<sub>3</sub> and -OCH<sub>3</sub> groups<sup>77</sup>.

Compound (66), inventor: El Bakri *et al.* 2018. Activity: Good,  $\alpha$ -Amylase,  $\alpha$ -Glucosidase, and  $\beta$ -Galactosidase: ( $343.83 \pm \mu$ M), standard: Acarbose ( $618.87 \pm 31.76 \mu$ M). SAR: The enhanced activity may be due to the presence of methyl and benzimidazole scaffolds<sup>78</sup>.

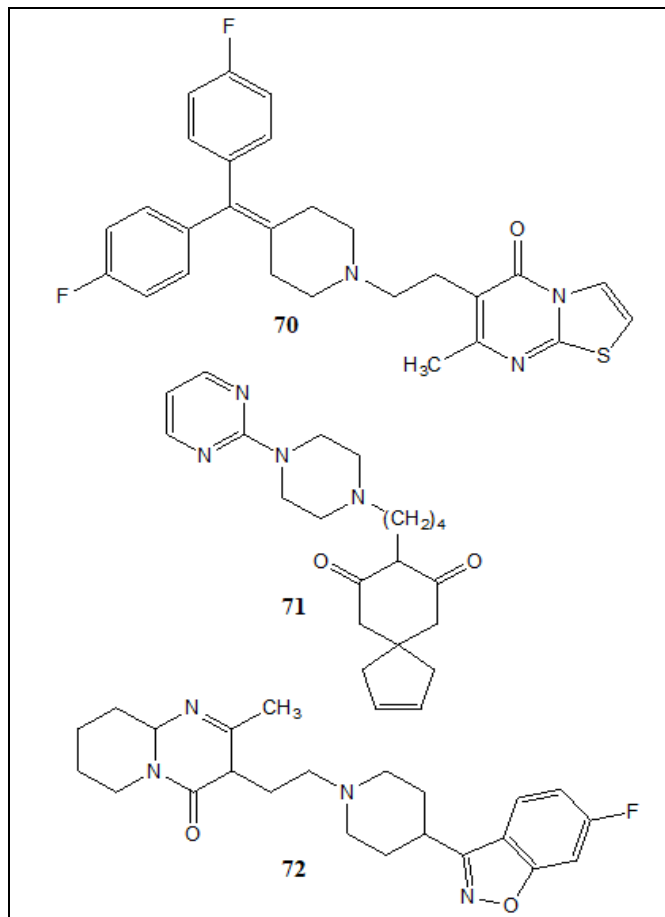
Compound (67), inventor: S. Shashidhar *et al.* 2018. Activity: Good, IC<sub>50</sub> =  $0.66 \pm 0.05$ – $3.79 \pm 0.46$   $\mu$ g/L. SAR: The observed activity may be due to the presence of substituted quinolinyl oxadiazole and the benzimidazole moiety<sup>79</sup> **Fig. 15**.



**FIG. 16: ANTHELMINTIC POTENTIAL OF PYRIMIDINE ANALOGS**

**As an Anthelmintic agent:** The anthelmintic agent kills the parasitic worms by preventing the host, and the treatment and prevention of this disease are the challenging.

Compound (68), inventor: David I Ugwu *et al.* 2018. Activity: Satisfactory, Paralyzing time: 37, 26 & 19, min compared with standard (28, 20 & 10, min). SAR: The existence of the pyrimidine and nitrophenyl skeletons may be responsible for the activity<sup>80</sup>.



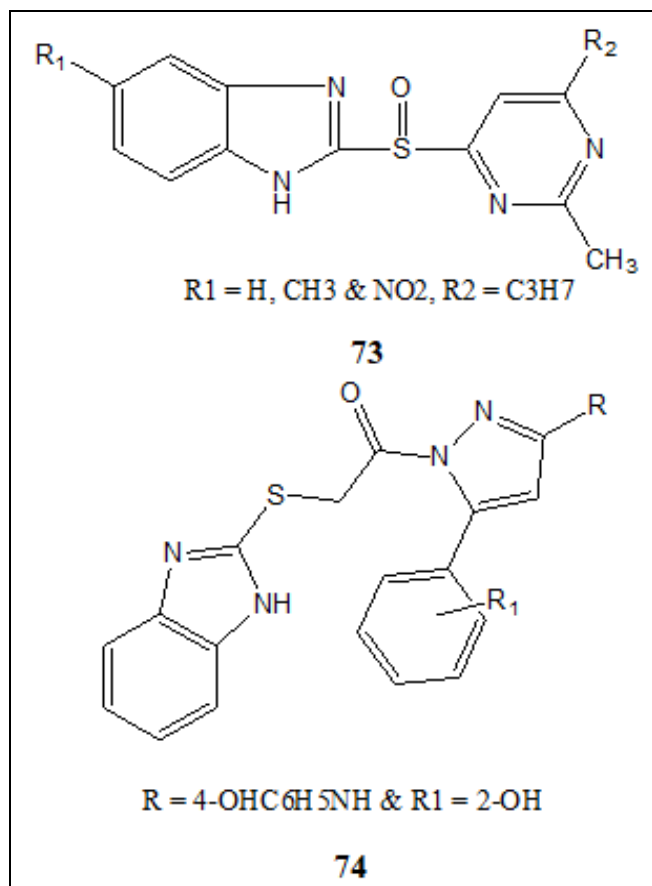
**FIG. 17: ANXIOLYTIC POTENTIAL OF PYRIMIDINE ANALOGS**

Compound (69), inventor: Sudha Rani K *et al.* 2018. Activity: High potential, paralysis and death time:  $7 \pm 0.763$  min and  $11 \pm 0.611$  min compared with standard ( $2.51 \pm 1.1$  min and  $18 \pm 2.1$  min). SAR: Phenyl-pyrimidine scaffold existence may be responsible for the activity<sup>81</sup> **Fig. 16**.

**As Anxiolytic agents:** Jeelan B. N *et al.* 2021 reported that some pyrimidine-bearing other heterocycles (compounds: 70, 71, and 72) act as anxiolytic agents<sup>82</sup> **Fig. 17**.

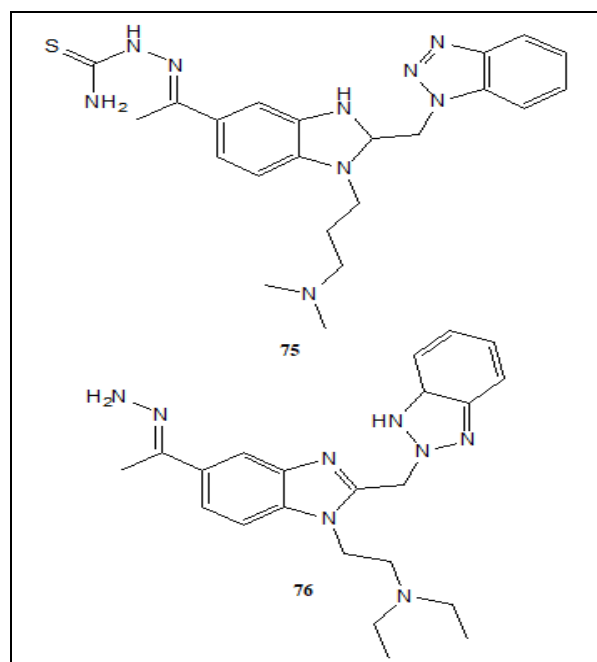
**As an Anti-ulcer agent:** Khan Farhan *et al.* 2021. Prepared novel benzimidazole derivatives and tested for antiulcer and  $H^+K^+$  ATPase Inhibitor. Compound (73) Activity: Good, % inhibition of ulcer: 74.03, 72.87, and 75.15%, Standard: Pantoprazole, % inhibition of ulcer: 76.16%. The existence of propyl substitution on the pyrimidine scaffold may be responsible for the enhanced potency<sup>83</sup>.

Compound (74), inventor: Abida Noor *et al.* 2017. Activity: satisfactory, % inhibition of ulcer: 83.1% at 500  $\mu\text{g}/\text{kg}$  dose, Standard: omeprazole, % inhibition of ulcer: 83.1%, SAR: The aromatic and pyrazole moiety presence may be observed to have high potency<sup>84</sup> **Fig. 18**.



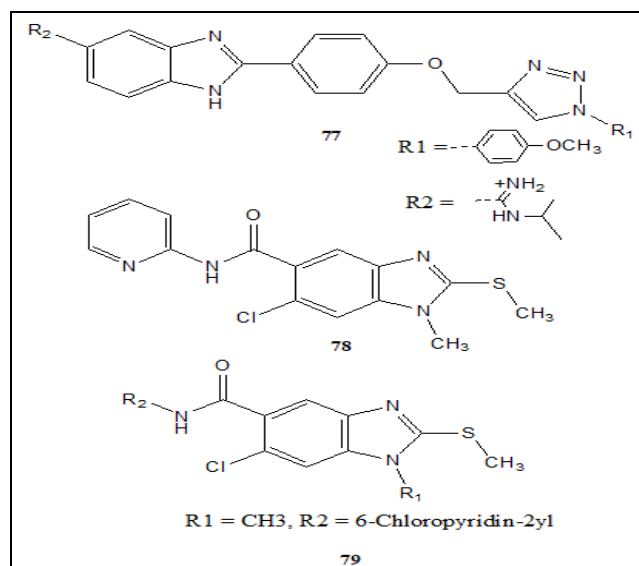
**FIG. 18: ANTI-ULCER POTENTIAL OF PYRIMIDINE ANALOGS**

**As an Anti-viral agent:** Compound (75 and 76), inventor: Francesconi V *et al.* 2020, Activity: Good,  $\text{EC}_{50}$ : 7.0 & 2.4  $\mu\text{M}$  &  $\text{EC}_{50}$ : 25–86  $\mu\text{M}$ , syncytial, influenza A, and coronavirus virus, Standard: Ribavirin,  $\text{EC}_{50}$  of 6.7  $\mu\text{M}$ , SAR: The presence of thiosemicarbazone and benzimidazole scaffolds may be responsible for enhanced activity<sup>85</sup> **Fig. 19**.



**FIG. 19: AS ANTI-VIRAL POTENTIAL OF BENZIMIDAZOLE ANALOGS**

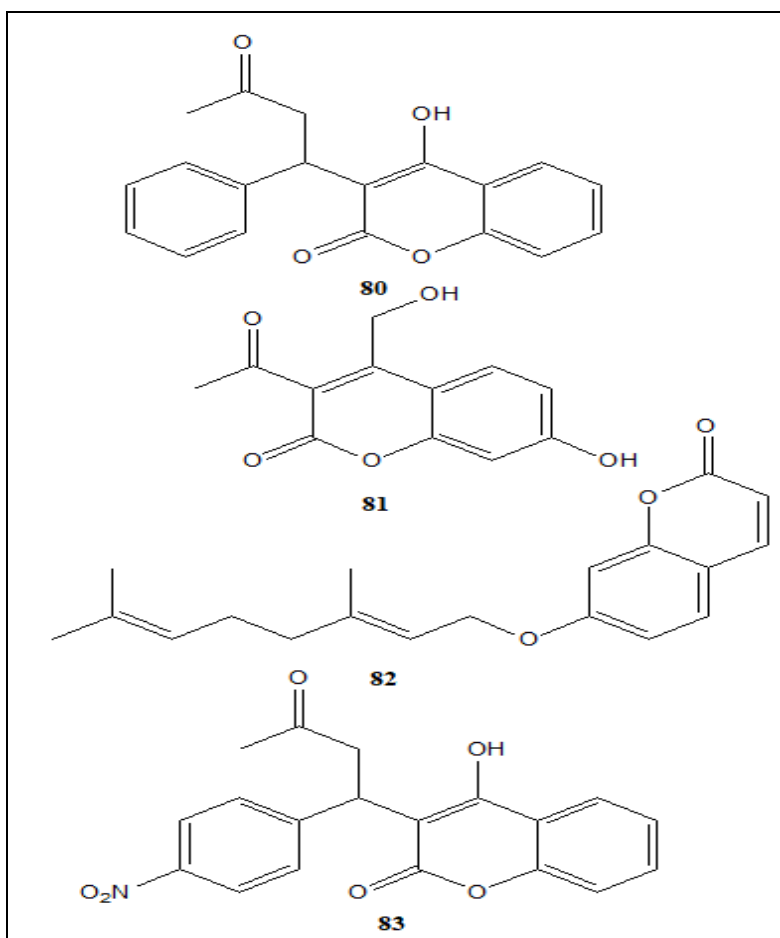
**As an Anti-protozoal agent:** Compound (77), inventor: Andrea Bistrovic *et al.* 2018, Activity: Good,  $\text{IC}_{50} = 1.1 \mu\text{M}$  compared with the standard (4.4  $\mu\text{M}$ ). SAR: The presence of a *p*-methoxyphenyl moiety may be responsible for activity<sup>86</sup>. Compound (78 and 79), inventor: Paulina Flores-Carrillo *et al.* 2017, Activity: Good,  $\text{IC}_{50} = 0.0120 \pm 0.0050 \mu\text{M}$  and  $\text{IC}_{50} = 0.3455 \pm 0.0170 \mu\text{M}$ , *T. vaginalis* and *G. intestinalis* compared with the standard ( $0.0370 \pm 0.0030 \mu\text{M}$ ,  $1.5905 \pm 0.0113 \mu\text{M}$ ). SAR: The presence of a methyl group on the benzimidazole nucleus may increase the activity<sup>87</sup> **Fig. 20**.



**FIG. 20: AS ANTI-PROTOZOAL POTENTIAL OF BENZIMIDAZOLE ANALOGS**

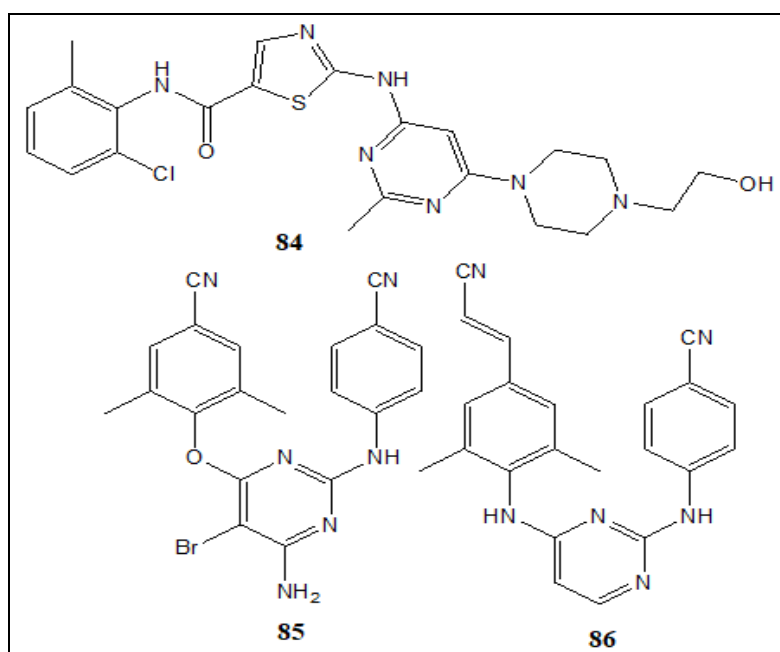


**Commercially Available Drugs:** Dinesh S. R *et al.* 2021. Reviewed the commercially available drugs of coumarin (compounds: 80, 81, 82 and 83) <sup>88</sup> **Fig. 21.**



**FIG. 21: COMMERCIALY AVAILABLE COUMARIN DRUGS**

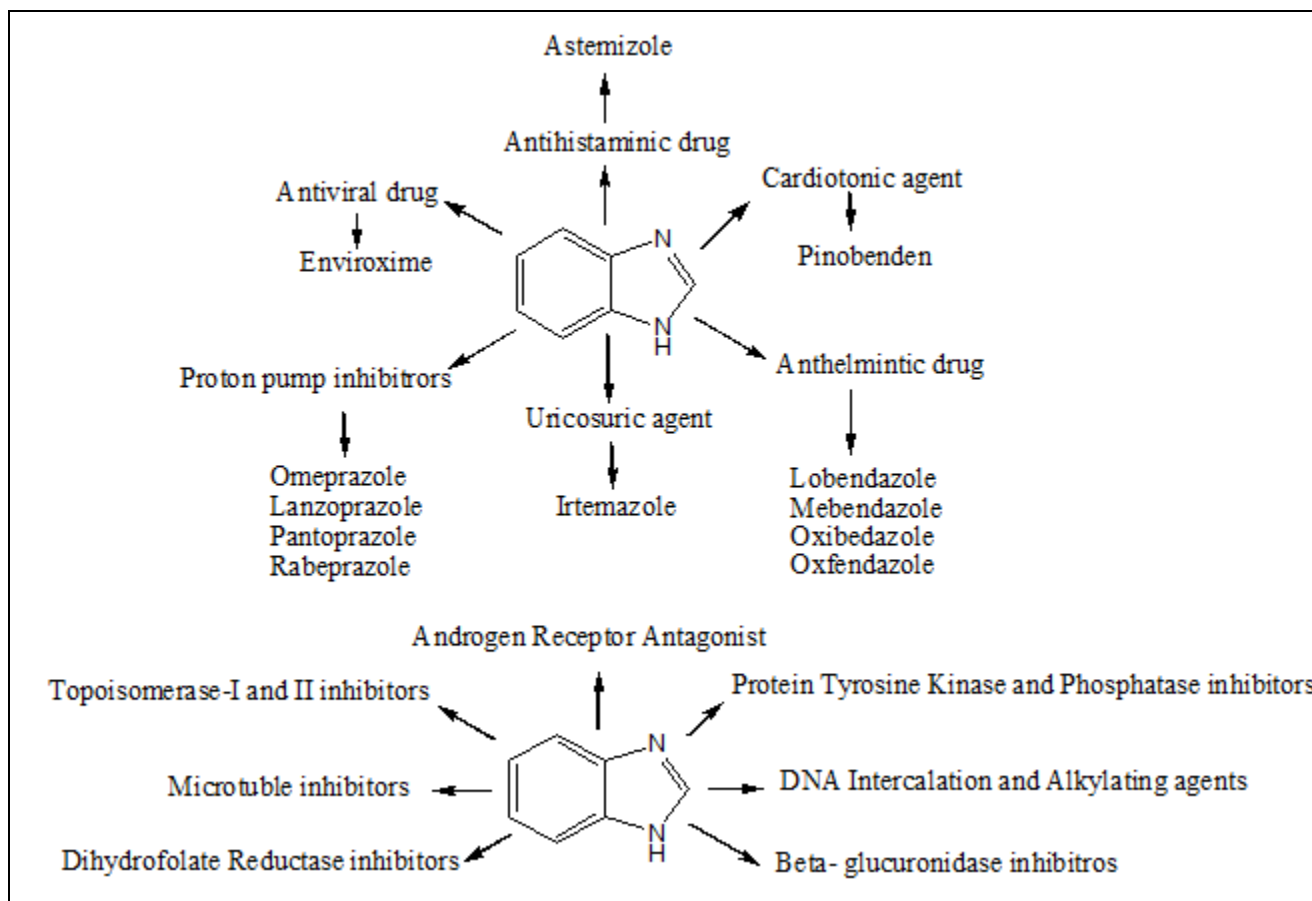
Compound: 84 (Dasatinib) is used to treat chronic leukemia & lymphoblastic leukemia. Etravirine (85) and Rilpivirine (86) both meant for the treatment of HIV-1 (NNRTI) <sup>89</sup> **Fig. 22.**



**FIG. 22: COMMERCIALY AVAILABLE PYRIMIDINE SCAFFOLD ASSOCIATED DRUGS**

Veerasamy R. Roy *et al.* 2021. recently reviewed the commercially available drugs of benzimidazole analogs such as Astemizole, Albendazole, Mebendazole, Oxibendazole, Thiabendazole, Oxfendazole, Pimobenden & Enviroxime, Irtemazole, Omeprazole, Lansoprazole, Pantoprazole Rabeprazole, candesartan, cilexetil

and telmisartan as well as the various targets for benzimidazole, are shown in <sup>90</sup> **Fig. 23**. Various synthetic and biological activities of novel heterocyclic compounds and recent updates of novel pyrimidine, coumarin, and benzimidazole analogs may be useful for the new researcher in designing new active drugs <sup>91-102</sup>.



**FIG. 23: BENZIMIDAZOLE SCAFFOLD BEARING CLINICALLY APPROVED DRUGS & POSSIBLE BIOLOGICAL TARGETS**

**CONCLUSION:** All three PCB heterocyclic compounds are very popular for their versatile medicinal significance in the field of medicine, such as anti-microbial, inflammatory, cancer, oxidant, diabetic, viral, ulcer, and HIV, and as an anti-protozoal agent. Many novel PCB analogs are already being used commercially as medicines. In this manuscript, the activity relationship and its recent medicinal significance are mainly highlighted. Further the observed potency may be due to the existence of amine, fluorine, bromine, methyl, pyrimidine ring associated with fluoro group, substituted pyridine, carboxylic acid group, hydroxyl group, chloro-phenyl ring, electronic environment presence, fluorophenyl, fluoro bezamide moiety, bromo, methoxy group,

chloro substituted phenyl pyrazoline, phenyl ring, indole, chlorine, methyl & sulfur groups on the aromatic ring, amino-pyrimidine scaffold, hydrazone group, ethanolamine, 4-methylbenzylidene, pyrazole ring, thieno-pyrimidine moiety, 4-methoxyphenylpyridine moiety, thiazolo-pyrimidine scaffold, chloromethyl group, sulfonamide group, para chloro substitution on the phenyl ring, CN, CONH<sub>2</sub> group, hydroxyl groups on the phenyl moiety, hydroxyl group bearing aromatic compounds, thio-pyrimidine scaffold, quinolinyl oxadiazole, nitrophenyl, *p*-methoxyphenyl moiety, thiosemicarbazone, pyrimidine, benzimidazole coumarin scaffold. Finally, this review may be helpful for designing and developing new active molecules for the new researcher.

**Funding Support:** None.

**ACKNOWLEDGMENT:** Author thankful to head of department, Chemistry, RIT.

**CONFLICTS OF INTEREST:** None.

## REFERENCES:

- Samvel NS: Synthesis and antimicrobial activity of new amino derivatives of pyrano [4'',3''':4',5']pyrido[3',2':4,5]thieno[3,2-d]pyrimidine. *Anais da Academia Brasileira de Ciências* 2018; 90(1-2): 1043-1057, doi.org/10.1590/0001-3765201820170798
- Safinaz: Synthesis and anticancer activity of some pyrido[2,3-d]pyrimidine derivatives as apoptosis inducers and cyclin-dependent kinase inhibitors. *Future Med Chem* 2019; 11(18): 2395-2414, doi: 10.4155/fmc-2019-0050.
- Haroonur Rashid: Research developments in the syntheses, anti-inflammatory activities and structure-activity relationships of pyrimidines. *RSC Adv* 2021; 11: 6060-6098, doi: 10.1039/D0RA10657G.
- Mohammad MA: Synthesis, characterization, docking study and biological evaluation of new chalcone, pyrazoline, and pyrimidine derivatives as potent antimalarial compounds. *Arabian Journal of Chemistry* 2021; 14: 103304, doi.org/10.1016/j.arabjc.2021.103304.
- Fariba Peytam: Design, synthesis, molecular docking, and *in-vitro*  $\alpha$ -glucosidase inhibitory activities of novel 3-amino-2,4-diarylbenzo[4,5]imidazo[1,2-a]pyrimidines against yeast and rat  $\alpha$ -glucosidase. *Sci Rep* 2021; 11: 11911. doi.org/10.1038/s41598-021-91473-z.
- Roberto Romeo: Pyrimidine 2,4-Diones in the Design of New HIV RT Inhibitors. *Molecules* 2019; 24(9): 1718, doi: 10.3390/molecules24091718.
- David I Ugwu: Synthesis, characterization and anthelmintic activity evaluation of pyrimidine derivatives bearing carboxamide and sulphonamide moieties. *J Serb Chem Soc* 2018; 83(4): 401-409, doi.org/10.2298/JSC170127109U.
- Marek Krol: Synthesis of Novel Pyrido[1,2-c]pyrimidine Derivatives with 6-Fluoro-3-(4-piperidinyl)-1,2-benzisoxazole Moiety as Potential SSRI and 5-HT1A Receptor Ligands. *Int J Mol Sci* 2021; 22: 2329, doi.org/10.3390/ijms22052329.
- Fatma Bassyouni: Promising antidiabetic and antimicrobial agents based on fused pyrimidine derivatives: molecular modeling and biological evaluation with histopathological effect. *Molecules* 2021; 26: 2370, doi.org/10.3390/molecules26082370.
- Samir MA: Design, synthesis, molecular modeling, and biological evaluation of novel thiouracil derivatives as potential antithyroid agents. *Molecules* 2018; 23(11): 2913. doi: 10.3390/molecules23112913.
- Kaled RAA: Pyrimidine and fused pyrimidine derivatives as promising protein kinase inhibitors for cancer treatment. *Medicinal Chemistry Research* 2021; 30: 31-49, doi.org/10.1007/s00044-020-02656-8.
- Phutdhawong W: Synthesis and Biological Activity Evaluation of Coumarin-3- Carboxamide Derivatives. *Molecules* 2021; 26: 1653. doi.org/10.3390/molecules26061653.
- Hanan M Alshibl: Synthesis and Evaluation of New Coumarin Derivatives as Antioxidant, Antimicrobial, and Anti-Inflammatory Agents. *Molecules* 2020; 25(14): 3251. doi.org/10.3390/molecules25143251.
- Esra Kupeli Akkol: Review: Coumarins and Coumarin-Related Compounds in Pharmacotherapy of Cancer. *Cancers* 12: 1959. doi:10.3390/cancers12071959
- Dinesh S Reddy: Coumarin hybrid derivatives as promising leads to treat tuberculosis: Recent developments and critical aspects of structural design to exhibit anti-tubercular activity. *Tuberculosis* 2021; 127: 102050. doi.org/10.1016/j.tube.2020.102050
- Leilei Gao: Review: The antithrombotic activity of natural and synthetic coumarins. *Fitoterapia* 2021; 154:104947. doi.org/10.1016/j.fitote.2021.104947
- Anum Sahar: Synthesis and antioxidant potential of some biscoumarin derivatives. *Tropical Journal of Pharmaceutical Research* 2017; 16(1): 203-210. doi: 10.4314/tjpr.v16i1.27
- Hasan Küçükbay: Cytotoxic and antimicrobial potential of benzimidazole derivatives. *Arch Pharm.e2100076*. doi.org/10.1002/ardp.202100076.
- Eman A. Abd El-Meguid: Novel benzimidazole derivatives as anti-cervical cancer agents of potential multi-targeting kinase inhibitory activity. *Arabian Journal of Chemistry* 13(12): 9179-9195. doi.org/10.1016/j.arabjc.2020.10.041.
- Rahman Basaranet: Evaluation of the Antioxidant Activity of Some Imines Containing 1H-Benzimidazoles. *Turk J Pharm Sci* 2020; 17(6): 626-630. doi: 10.4274/tjps.galenos.2019.05914.
- Sathyannarayana R: *In-vitro*, *in-vivo* and *in-silico* driven identification of novel benzimidazole derivatives as anticancer and anti-inflammatory agents, *J Iran Chem Soc* 2022; 19: 1301-1317. doi.org/10.1007/s13738-021-02381-y.
- Shejuti Rahman Brishty: Synthesis and Evaluation of Analgesic and Antioxidant Activities of Substituted Benzimidazole Derivatives. *Dhaka Univ. J Pharm Sci* 2020; 19(1): 37-46. doi.org/10.3329/dujps.v19i1.47817.
- Burak Dik: Potential antidiabetic activity of benzimidazole derivative albendazole and lansoprazole drugs in different doses in experimental type 2 diabetic rats. *Turk J Med Sci* 2021; 51(3):1579-1586. doi: 10.3906/sag-2004-38.
- Avinash Patil: Synthesis and antiulcer activity of 2-[5-substituted-1-H-benzo(d) imidazol-2-yl sulfinyl]methyl-3-substituted quinazoline-4-(3H) ones. *J Chem Sci* 2009; 122(3): 443-450.
- Mei Chen: Antibacterial and antiviral activities and action mechanism of flavonoid derivatives with a benzimidazole moiety. *Journal of Saudi Chemical Society* 25(2): 101194. doi.org/10.1016/j.jscs.2020.101194.
- Karen Rodríguez Villar: Synthesis, Antiprotozoal Activity, and Cheminformatic Analysis of 2-Phenyl-2H-Indazole Derivatives. *Molecules* 2021; 26(8): 2145. doi.org/10.3390/molecules26082145.
- Radwan MA: Synthesis, molecular docking and antimicrobial activity of new fused pyrimidine and pyridine derivatives, *Bioorg Chem* 2020. doi.org/10.1016/j.bioorg.2019.103516.
- Wenneng Wu: Synthesis and Antifungal Activity of Pyrimidine Derivatives Containing an Amide Moiety. *Front Chem* 2021; 9: 695628, doi: 10.3389/fchem.2021.695628.
- Rongcui Zhong: Development of Amphiphilic Coumarin Derivatives as Membrane-Active Antimicrobial Agents with Potent In Vivo Efficacy against GramPositive Pathogenic Bacteria. *ACS Infect Dis* 2021; 7(10): 2864-2875.
- Bassyouni F: Promising Antidiabetic and Antimicrobial Agents Based on Fused Pyrimidine Derivatives: Molecular

- Modeling and Biological Evaluation with Histopathological Effect. *Molecules* 2021; 26: 2370, doi.org/10.3390/molecules26082370.
31. Muthipeedika Nibin Joy: Synthesis of Coumarins Coupled with Benzamides as Potent Antimicrobial Agents. *Pharm Chem J* 2020; 54: 604-621. doi.org/10.1007/s11094-020-02245-4.
  32. Moustafa AH: Synthesis and Antimicrobial Activity of New 3H-Chromeno [2,3-d]pyrimidine Derivatives. *Russ J Chem* 2020; 90: 1566-1572, doi.org/10.1134/S1070363220080277
  33. Chintakunta R: Synthesis, *in-silico* studies and antibacterial activity of some novel 2-substituted benzimidazole derivatives. *Futur J Pharm Sci* 2020; 6: 128. doi.org/10.1186/s43094-020-00144-9.
  34. Moustafa Ahmed: Synthesis, Characterization, and Antimicrobial Activity of New Thienopyrimidine Derivatives. *Polycyclic Aromatic Compounds* 2020; 1: 10. doi.org/10.1080/10406638.2020.1852587.
  35. Kavita Bhagat: Design, Synthesis, Antimicrobial Evaluation, and Molecular Modeling Studies of Novel Indolinedione–Coumarin Molecular Hybrids. *ACS Omega* 2019; 4: 8720–8730. doi: 10.1021/acsomega.8b02481.
  36. Dofe Vidya S: Ultrasound-assisted synthesis and antimicrobial activity of tetrazole-based pyrazole and pyrimidine derivatives. *Heterocyclic Communications* 2018; 24(1): 59-65. doi.org/10.1515/hc-2017-0067.
  37. Phutdhawong W: Synthesis and Biological Activity Evaluation of Coumarin3- Carboxamide Derivatives. *Molecules* 2021; 26: 1653. doi.org/10.3390/molecules2606165.
  38. Bakare Safyah B: Synthesis and anticancer evaluation of some coumarin and azacoumarin derivatives. *Polish Journal of Chemical Technology* 2021; 23(2): 27-34. doi.org/10.2478/pjct-2021-0013.
  39. Mrugesh Patel: Coumarin–carbazole based functionalized pyrazolines: synthesis, characterization, anticancer investigation and molecular docking. *RSC Adv* 2021; 11: 27627-27644. doi: 10.1039/D1RA03970A.
  40. Ahmed NM: Design, Synthesis, Molecular Modeling and Antitumor Evaluation of Novel Indolyl-Pyrimidine Derivatives with EGFR Inhibitory Activity. *Molecules* 2021; 26: 1838, doi.org/10.3390/molecules26071838.
  41. Yichang Ren: Discovery of Novel Benzimidazole and Indazole Analogues as Tubulin Polymerization Inhibitors with Potent Anticancer Activities. *J Med Chem* 2021; 64(8): 4498-4515. doi: 10.1021/acs.jmedchem.0c01837.
  42. Lamia A. Siddig: Synthesis of novel thiourea-/urea-benzimidazole derivatives as anticancer agents. *Open Chemistry* 2021; 19: 1062–1073. doi.org/10.1515/chem-2021-0093.
  43. Zuhail Kurt: Synthesis and anticancer activity of some pyrimidine derivatives with aryl urea moieties as apoptosis-inducing agents. *Bioorganic Chemistry* 2020; 101, 104028. doi.org/10.1016/j.bioorg.2020.104028.
  44. Martha M. Morcoss: Novel Benzimidazole/Hydrazone Derivatives as Promising Anticancer Lead Compounds: Design, Synthesis and Molecular Docking Study. *J. Adv. Biomed. & Pharm Sci* 2020; 3: 45-52.
  45. Huang T: Synthesis and anticancer activity evaluation of novel oxalix[2]arene[2]pyrimidine derivatives. *Med Chem Res* 2019; 28, 580-590, doi.org/10.1007/s00044-019-02321-9.
  46. Safinaz: Synthesis and anticancer activity of some pyrindo[2,3-d]pyrimidine derivatives as apoptosis inducers and cyclin-dependent kinase inhibitors. *Future Med Chem* 2019; 11(18): 2395-2414. doi: 10.4155/fmc-2019-0050.
  47. Claudia TA Pires: Structure–activity relationship of natural and synthetic coumarin derivatives against *Mycobacterium tuberculosis*. *Future Medicinal Chemistry* 2018-0281. doi:10.4155/fmc-2018-0281.
  48. Godge R: Synthesis of Coumarin heterocyclic derivatives with In-Vitro antitubercular activity *Journal of Drug Delivery and Therapeutics* 2018; 8(5): 217-223. doi.org/10.22270/jddt.v8i5.1859.
  49. Kumbhar SS: Functionalization of 3-chloroformylcoumarin to coumarin Schiff bases using reusable catalyst: an approach to molecular docking and biological studies. *R So Open Sci* 2018; 5: 172416. doi.org/10.1098/rsos.172416
  50. Ganji LV: Design, Synthesis and Antiinflammatory Evaluation of 5(6)-(un)-substituted-1H-Benzimidazol-2-ylthioacetyl piperazine Derivatives. *Indian J Pharm Sci* 2019; 82(1): 21-31. doi: 10.36468/pharmaceutical-sciences.619.
  51. Alshibl Hanan M: Synthesis and Evaluation of New Coumarin Derivatives as Antioxidant, Antimicrobial, and Anti-Inflammatory Agents. *Molecules* 2020; 25(14): 3251– doi: 10.3390/molecules25143251.
  52. Sakr M, Helmy: Design, Synthesis of Analgesics and Anticancer of Some New Derivatives of Benzimidazole. *International Journal of Organic Chemistry* 2021; 11: 144-169. doi: 10.4236/ijoc.2021.113011.
  53. Naglaa Mohamed Ahmed: Synthesis, molecular modelling and biological evaluation of novel pyrimidine derivatives as anti-inflammatory agents. *Journal of Pharmaceutical Research International* 2021; 32(22): 49-67. doi: 10.9734/JPRI/2020/v32i2230771.
  54. Mohamed HM AbdEl-Azim: Ecofriendly synthesis of pyrano[2,3-d]pyrimidine derivatives and related heterocycles with anti-inflammatory activities. *Arch Pharm e2000084* (2020). doi.org/10.1002/ardp.202000084.
  55. Ganji LV: Design, Synthesis and Antiinflammatory Evaluation of 5(6)-(un)-substituted-1H-Benzimidazol-2-ylthioacetyl piperazine Derivatives. *Indian J Pharm Sci* 2019; 82(1): 21-31.
  56. Chavan Rakesh R: Microwave-assisted synthesis, computational studies and antibacterial/ anti-inflammatory activities of compounds based on coumarin-pyrazole hybrid *R Soc Open Sci* 2018; 5172435172435. doi.org/10.1098/rsos.172435.
  57. Karam Ahmed El-Sharkawy: Synthesis of some novel pyrimidine, thiophene, coumarin, pyridine and pyrrole derivatives and their biological evaluation as analgesic, antipyretic and anti-inflammatory agents. *Braz J Pharm Sci* 208; (04): (2018) 54. doi.org/10.1590/s2175-97902018000400153.
  58. Siham Lahsani: Synthesis, Characterization, and Antibacterial and Anti-inflammatory Activities of New Pyrimidine and Thiophene Derivatives. *Journal of Chemistry* 2018; 8536063 (2018)1-11, doi.org/10.1155/2018/8536063.
  59. Ritichu Sethi: Synthesis, Characterization and Molecular Docking Studies of Novel N-(benzimidazol-1-ylmethyl)-4-chlorobenzamide Analogues for Potential Anti-inflammatory and Antimicrobial Activity. *Antiinflamm Allergy Agents Med Chem* 2018; 17(1): 16-31. doi: 10.2174/1871523017666180426125141
  60. Mziyanda Mbaba: Coumarin-Annulated ferrocenyl 1,3-oxazine derivatives possessing *in-vitro* antimalarial and antitrypanosomal potency. *Molecules* 2021; 26(5): 1333. doi.org/10.3390/molecules26051333.
  61. Lorena Coronado: Semisynthesis, antiplasmodial activity, and mechanism of action studies of isocoumarin



- derivatives. *J Nat Prod* 2021; 84(5): 1434-1441. doi.org/10.1021/acs.jnatprod.0c01032.
62. Neha Batra: Synthesis and antimalarial activity of sulfonamide-attached coumarin-[1,2,3]- triazoles. *Indian Journal of Chemistry* 2020; 59B: 1545-1555.
  63. Srivastav VK: Synthesis and Antiretroviral Activity of 6-Acetyl-coumarin Derivatives against HIV-1 Infection. *Indian J Pharm Sci* 2018; 80(1): 108-117. doi: 10.4172/pharmaceutical-sciences.1000335.
  64. Dongwei Kang: Development of Novel Dihydrofuro[3,4-d]pyrimidine Derivatives as HIV-1 NNRTIs to Overcome the Highly Resistant Mutant Strains F227L/V106A and K103N/Y181C, *Journal of Medicinal Chemistry* 2022; 65(3): 2458-2470. doi: 10.1021/acs.jmedchem.1c01885.
  65. Rahman Basaran: Evaluation of the Antioxidant Activity of Some Imines Containing 1H-Benzimidazoles. *Turk J Pharm Sci* 2020; 17(6): 626-630. doi: 10.4274/tjps.galenos.2019.05914.
  66. Esvet Akbas: Synthesis, characterization, antioxidant properties and DFT calculation of some new pyrimidine derivatives. *Phosphorus, Sulfur, and Silicon and the Related Elements* 2019; 194(8) 796-802. doi.org/10.1080/10426507.2018.1550489.
  67. Ahmed A. Hadi: One-Pot Synthesis of New Pyrazolo [3, 4, -d] Pyrimidine Derivatives and Study of their Antioxidant and Anticancer Activities. *Medico-legal Update* 2020; 20(2): 326-331. doi.org/10.37506/mlu.v20i2.1124.
  68. Hatem A Abuelizz: Synthesis and antioxidant activity of 2-methylthio-pyrido[3,2-e][1,2,4] triazolo [1,5-a] pyrimidines. *Open chemistry* 2019; 17(1): 823-830, doi.org/10.1515/chem-2019-0092.
  69. Umeha K Bhadraiah: Bicyclic [1,3,4]Thiadiazolo[3,2- $\alpha$ ]Pyrimidine Analogues: Novel One-Pot Three-Component Synthesis, Antimicrobial, and Antioxidant Evaluation 2021; 11(5): 12925 – 12936, doi.org/10.33263/BRIAC115.1292512936.
  70. Abrar A. Bayazeed: Synthesis of Polyheterocyclic Ring Systems Included Triazolo[1,5-a]Pyrimidine as Antioxidant Agents. *Polycyclic Aromatic Compounds* 2020; 42(3): 735-748. doi.org/10.1080/10406638.2020.1750042.
  71. Maria A. Argirova: New 1H-benzimidazole-2-yl hydrazones with combined antiparasitic and antioxidant activity. *RSC Adv* 2021; 11:39848-39868. doi: 10.1039/D1RA07419A.
  72. Muhammad Taha: Synthesis, antiglycation and antioxidant potentials of benzimidazole derivatives. *Journal of King Saud University – Science* 2020; 32: 191-194. doi.org/10.1016/j.jksus.2018.04.003
  73. Vineet Kumar Singh: Synthesis, Characterization and Antioxidant Activity of 2-Aryl Benzimidazole Derivatives. *Asian Journal of Pharmaceutical Research and Development* 2020; 8(2): 35-44.
  74. Nadeem Irshad: Antihypertensive potential of selected pyrimidine derivatives: Explanation of underlying mechanistic pathways. *Biomedicine & Pharmacotherapy* 2021; 139: 111567. doi.org/10.1016/j.biopha.2021.111567.
  75. Suri Babu Patchipala: Synthesis, *in-vivo* anti-diabetic & anticancer activities and molecular modelling studies of tetrahydrobenzo[d]thiazole tethered nicotinohydrazide derivatives. *Arabian Journal of Chemistry* 2022; 15(2): 103546, doi.org/10.1016/j.arabjc.2021.103546.
  76. Bassyouni F: Promising antidiabetic and antimicrobial agents based on fused pyrimidine derivatives: molecular modeling and biological evaluation with histopathological effect. *Molecules* 2021; 26 (2370), doi.org/10.3390/molecules26082370.
  77. Laxmi Deswal: Synthesis and antidiabetic evaluation of benzimidazole-tethered 1,2,3-triazoles. *Arch Pharm* 2020; e2000090. doi: 10.1002/ardp.202000090.
  78. El Bakri: Potential antidiabetic activity and molecular docking studies of novel synthesized 3,6-dimethyl-5-oxo-pyrido[3,4-f][1,2,4]triazepino[2,3-a]benzimidazole and 10-amino-2-methyl-4-oxo pyrimido[1,2-a]benzimidazole derivatives. *J Mol Model* 2021; 24: 179. doi.org/10.1007/s00894-018-3705-9.
  79. S. Shashidhar Bharadwaj: Efficient synthesis and in silico studies of the benzimidazole hybrid scaffold with the quinolinylloxadiazole skeleton with potential  $\alpha$ -glucosidase inhibitory, anticoagulant, and antiplatelet activities for type-ii diabetes mellitus Management and Treating Thrombotic Disorders. *ACS Omega* 2018; 3(10): 12562–12574. doi.org/10.1021/acsomega.8b01476.
  80. David I Ugwu: Synthesis, characterization and anthelmintic activity evaluation of pyrimidine derivatives bearing carboxamide and sulphonamide moieties. *J Serb Chem Soc* 2018; 83(4): 401-409, doi.org/10.2298/JSC170127109U.
  81. Sudha Rani K: Synthesis, Characterization, Anthelmintic and In silico Evaluation of 4,6-Disubstituted Pyrimidine-2-One Derivatives. *Der Pharma Chemica* 2018; 10(8): 57-61.
  82. Jeelan Basha N: A comprehensive review on pyrimidine analogs-versatile scaffold with medicinal and biological potential. *Journal of Molecular Structure* 2021; 1246(15) 131168, doi.org/10.1016/j.molstruc.2021.131168.
  83. Khan Farhan: Synthesis and pharmacological evaluation of novel benzimidazole derivatives as antiulcer and h+ k+ atpase inhibitor. *Journal of Advances in Medical and Pharmaceutical Sciences* 2021; 23(5): 28-39. doi: 10.9734/JAMPS/2021/v23i530236.
  84. Abida Noor: Synthesis, characterization, anti-ulcer action and molecular docking evaluation of novel benzimidazole-pyrazole hybrids. *Chemistry Central Journal* 2017; 11: 85. doi.org/10.1186/s13065-017-0314-0.
  85. Francesconi V: Synthesis and Biological Evaluation of Novel (thio) semicarbazone-Based Benzimidazoles as Antiviral Agents against Human Respiratory Viruses. *Molecules* 2020; 25: 1487. doi.org/10.3390/molecules25071487.
  86. Andrea Bistović: Synthesis, anti-bacterial and anti-protozoal activities of amidinobenzimidazole derivatives and their interactions with DNA and RNA *Journal of Enzyme Inhibition and Medicinal Chemistry* 2018; 33: 1323-1334. doi: 10.1080/14756366.2018.1484733.
  87. Paulina Flores-Carrillo: Synthesis, antiprotozoal activity, and chemoinformatic analysis of 2-(methylthio)-1H-benzimidazole-5-carboxamide derivatives: Identification of new selective giardicidal and trichomonocidal compounds. *European Journal of Medicinal Chemistry* 2017; 137: 211-220. doi.org/10.1016/j.ejmech.2017.05.058.
  88. Dinesh S Reddy: Coumarin hybrid derivatives as promising leads to treat tuberculosis: Recent developments and critical aspects of structural design to exhibit antitubercular activity. *Tuberculosis* 2021; 127: 102050. doi.org/10.1016/j.tube.2020.102050.
  89. Dongwei Kang: Identification of Dihydrofuro[3,4-d]pyrimidine Derivatives as Novel HIV-1 Non-nucleoside Reverse Transcriptase Inhibitors with Promising Antiviral Activities and Desirable Physicochemical Properties. *Journal of Medicinal Chemistry* 2019; 62(3): 1484-1501. doi:10.1021/acs.jmedchem.8b01656.
  90. Veerasamy, R Roy: Structure–activity relationship analysis of benzimidazoles as emerging anti-inflammatory agents:

- An Overview. *Pharmaceuticals* 2021; 14: 663. doi.org/10.3390/ph14070663.
91. Goudgaon NM: Synthesis and Antimicrobial evaluation of 5-iodopyrimidine analogs, *Indian J Pharm Sci* 2009; 71: 672. doi:10.4103/0250-474X.59551.
92. Goudgaon NM: Synthesis of 2-benzylthiopyrimidinyl pyrazole analogs and their antimicrobial activities, *Indian J Heterocycl Chem* 2009; 18: 349–352.
93. Sharanabasappa B. Patil: Synthesis and antimicrobial activity of novel coumarone analogues. *International Journal of Pharmaceutical Sciences and Research. IJPSR* 2019; 10(2): 960-965. doi: 10.13040/IJPSR.0975-8232.10(2).960-65.
94. Sharanabasappa B. Patil: Medicinal Significance of Coumarin Analogues: A Review. *Int J Curr Pharm Res* 2021; 13(4): 1-5. doi:10.22159/ijcpr.2021v13i4.42733.
95. Sharanabasappa B. Patil: Medicinal significance of novel coumarin analogs: Recent Studies. *Results in Chemistry* 2022; 4: 100313. doi.org/10.1016/j.rechem.2022.100313.
96. Sharanabasappa B. Patil: Synthesis of 3-(Benzo(D)imidazol-2-yl Amino)-2-(3-Aryl-1-Phenyl-1h-Pyrazol-4-yl) Thiazolidin-4-ones. *Indian Journal of Heterocyclic chemistry* 2010; 19: 307-308.
97. Sharanabasappa B. Patil: Biological and Pharmacological Significance of Benzimidazole Derivatives: A Review. *IJPSR* 2020; 11(6): 2649-2654. doi: 10.13040/IJPSR.0975-8232.11(6).2649-54
98. Goudgaon NM: Synthesis and Anti-microbial activity of Thiazole substituted Coumarins. *Heterocyclic Communication* 2009; 15(5): 343-348, doi.org/10.1515/HC.2009.15.5.343.
99. Sharanabasappa B. Patil: Medicinal Significance of Pyrazole Analogues: A Review *J Pharm Sci & Res* 2020; 12(3): 402-404.
100. Goudgaon NM: Anomalous reaction of hydrazine hydrate with 5-arylidene barbiturates: Formation of benzalazines. *Indian Journal Heterocyclic Chemistry* 2014; 21(3): 277-282.
101. Sharanabasappa B Patil: Biological and Medicinal significance of Pyrimidines: A Review. *IJPSR* 2018; 9(1): 44-52. doi: 10.13040/IJPSR.0975-8232.9(1).44-52.
102. Naganna M Goudgaon: Synthesis and antimicrobial activities of novel 5-substituted pyrimidin-2,4,6-triones. *J. Indian Chem Soc* 2010; 87: 743-748.
103. Sharanabasappa B. Patil: Synthesis of 3-(1-Benzyl-1h-Benzo(d)Imidazol-2-lAmino)-2(3-Aryl-1-Phenyl-1h-Pyrazol-4-yl)Thiazolidin-4-ones. and their antimicrobial activities. *International Journal of Pharmaceutical Sciences and Research* 2010; 1(6): 50-56. doi.org/10.13040/IJPSR.0975-8232.
104. Naganna M Goudgaon: A Facile route for the Synthesis of Novel 2-benzylthio-4,6-disubstituted Pyrimidine Analogues. *Indian J Heterocycl Chem* 2012; 21: 221-224.

**How to cite this article:**

Patil SB: A comprehensive update on pyrimidine, coumarin and benzimidazole (PCB)-versatile analogs with biological potency. *Int J Pharm Sci & Res* 2024; 15(10): 2943-62. doi: 10.13040/IJPSR.0975-8232.15(10).2943-62.

All © 2024 are reserved by International Journal of Pharmaceutical Sciences and Research. This Journal licensed under a Creative Commons Attribution-NonCommercial-ShareAlike 3.0 Unported License.

This article can be downloaded to **Android OS** based mobile. Scan QR Code using Code/Bar Scanner from your mobile. (Scanners are available on Google Playstore)