



Received on 24 April, 2016; received in revised form, 27 May, 2016; accepted, 13 June, 2016; published 01 September, 2016

EFFECTIVENESS OF TENDER COCONUT WATER (*COCOS NUCIFERA* L) AGAINST PARASITEMIA INDEX AND HEMOGLOBIN LEVELS IN MALARIA INFECTION

Mulyanti ^{*1}, Edi Dharmana ², Kis Djamiatun ² and Noor Wijayahadi ³

Magister of Nutrition Science ¹, Health Departement of Nabire Regency Papua, Parasitology Department ², Pharmacology and Theurapeutic Department ³, Medical Faculty of Diponegoro University and researcher in Master of Biomedical Science, Java, Indonesia

Keywords:

Coconut Water,
Parasitemia and Hemoglobin

Correspondence to Author: Mulyanti

Magister of Nutrition Science,
Diponegoro University and Health
Departement of Nabire Regency
Papua, Java, Indonesia


E-mail: mulyanti04citra@gmail.com

ABSTRACT: Red blood cells (RBCs) is the primary target of human Plasmodium. Species. Occurs oxidative stress on uninfected and infected RBC and lead to hemoglobin (Hb) level decreased. The mechanism of decreased hemoglobin level are reduced survival time, diserythropoiesis and increased erytholysis. Ascorbic acid and phenolics of TCW effectives to prevent RBCs from oxidative damage. **Methods:** The post test only randomized control group desain in 30 Swiss mice inoculated with PbA separated in 2 control groups K(+) and K(+)DHP, 4 groups of treatment X1, X2, X3 and X4. TCW treatments of 1mL and 2mL per 100g BW. Statistical analysis uses for parasitemia index and Hb levels was one way ANOVA test. Correlation of both variabel analyzed using Pearson's test. **Results:** There were differences of the parasitaemia index ($p < 0.05$) and mean \pm SD (%) K(+) (20.46 \pm 9.43), K(+)DHP (0.28 \pm 0.33), X1 (14.86 \pm 5.82), X2 (1.26 \pm 1.94), X3 (4.40 \pm 1.45) and X4 (0.32 \pm 0.40). There were significant differences in Hb levels ($p < 0.05$) and mean \pm SD (g%)(8.46 \pm 1.36, 11.92 \pm 1.16, 9.92 \pm 1.77, 11.04 \pm 1.92, 11.06 \pm 0.80 and 12.80 \pm 1.16), multiple range test shown the differences of K(+) againts K(+)DHP and X4, $p < 0.05$. Parasitemia index and Hb levels was significantly correlated, ($p < 0.05$) and ($r -0.724$). **Conclusion:** Tender coconut water is effective to reduce the parasitaemia index and increase hemoglobin levels in mice inoculated Swiss PBA and there is negative correlation among parasitemia index and Hb levels in malaria infection mice.

INTRODUCTION: Malaria still the most problem infectious diseases particularly in the tropical and subtropical countries at the 433 m to 2.666 m highland.¹ The insiden of malaria was estimated 3.3 billion in endemis area from 97 countries and 584 mortilities caused 198 million cases of malaria. Prevalencies of malaria was 52% in Africa, 46% in South East Asia and 2% in America. Most death in 2015 were 88%) in African region, 7% in South East Asia Region and 2% in Eastern Mediterania Region.¹

Asia is region with the second of terms of malaria burden after Africa. There are nineteen malaria countries in Asia with 2.31 billion people or 62% of the total population in those countries at risk. In 2011, 2.7 million cases and more than 2000 deaths were reported. India, Indonesia, Myanmar and Pakistan are responsible for more than 85% of the reported cases and deaths in Asia.^{2, 3} Annual Parasites Indeks (API) in Indonesia in 2008–2009 decreased 2.47 per 1000 to 1.85 per 1000. Five provinces of Indonesia with high prevalency of malaria are Papua, Nusa Tenggara Timur, Papua Barat, Sulawesi Tengah dan Maluku.⁴

The important of hematological parameter in malaria infection are RBCs, leukocytes and trombocytes. RBCs is the primary target of Plasmodium infection. The decrease absolute number of RBCs is due to parasite sporulation,

<p>QUICK RESPONSE CODE</p> 	<p>DOI: 10.13040/IJPSR.0975-8232.7(9).3873-76</p>
<p>Article can be accessed online on: www.ijpsr.com</p>	
<p>DOI link: http://dx.doi.org/10.13040/IJPSR.0975-8232.7(9).3873-76</p>	

reduce survival time of RBCs and slow erythropoiesis.^{5, 6} All of these result in decrease of Hb levels and subsequently contribute to severe anemia in malaria.⁷⁻¹⁰ Lysis of infected and uninfected RBCs are enhanced by oxidative stress including the generation of reactive oxygen species (ROS), malondialdehyde (MDA) and Thiobarbituric acid reactive substance (TBARS). Oxidative stress is used as marker of increases RBCs membran fragility. This therefore antioxidant plays a significant role as adjuvative therapy in the clinical malaria.¹¹

Besides as an endemic malaria country of malaria, Indonesia also the largest producer of coconut (*Cocos nucifera* L) with growth area 3.701.000 Ha and the average of fruit production is 15.5 billion per year.¹² Total of material obtained was that 3.75 million ton of coconut water, 0.75 million ton of shell and 1.8 million ton of husk. Coconut water is famous as drinking water no exception in Papua. The antioxidant including DPPH free scavenging, phenolic, L-Arginine and ascorbic acids contained in TCW give rise to a hope that coconut water prevent severe anemia in malaria. In this study, we investigated effectiveness of coconut water as adjuvant therapy in malaria.

Objective:

The aim of this study was to determine the effectiveness of coconut water on parasitemia index and Hb level in female Swiss mice inoculated PbA and treated ACT.

MATERIALS AND METHODS:

Preparation of Tender Coconut Water:

Fresh coconut water of green dwarf variety in range of 6 to 9 months were obtained from the local market, Kebumen, Central of Java. They were identified by Laboratorium Penelitian dan Pengujian Terpadu (LPPT) of Universitas Gajah Mada. It was punctured at the holes using sterilized spuit and then placed in sterilized bowl. The coconut water were collected and used for each day experiment.

Animals handling

Thirty adult female of Swiss mice, weighing 25-35 g and 8-10 weeks old were bought from LPPT Universitas Gajah Mada. They were housed in six

plastic cages in a room maintained at $25 \pm 4^\circ$ C with alternate exposure to light and dark for 12 hours. The animals were acclimatized for 7 days under hygienic conditions. All procedures were done in accordance with ethical guidelines for care & use of laboratory animals and were approved by ethical committee of health researches, Medical Faculty of Diponegoro University and Karyadi Hospital Semarang. The mice divided in 4 treated and 2 control groups. Treated groups were X1, X2, X3 and X4 received orally 1 ml TCW, 1 mL TCW+DHP, 2 mL TCW and 2 mL TCW+DHP for 14 days. Two control groups were K(+) and K(+)+DHP.

Data collection:

At the end of the experiment, the animals were sacrificed by decapitation and blood samples were collected for biochemical determinations. Blood samples were collected from sinus orbitalis under mild anaesthesia using diethylether. The parasitemia index was expressed as percentage (%) of RBCs infected in 1000 of total RBCs stained with Giemsa and examined using light microscope Hematology analyzer was used to measure Hb level.

Statistical Analysis:

The statistical analysis was done by one-way anova. The results are presented as the mean value \pm SD for the controls and treated groups. Differences among the means for the groups were assayed using the Post Hoc Bonferoni Multiple Range Test to determine. The significantly different was $p \leq 0.05$.

RESULTS AND DISCUSSION:

Effectiveness of coconut water against level of parasitemia:

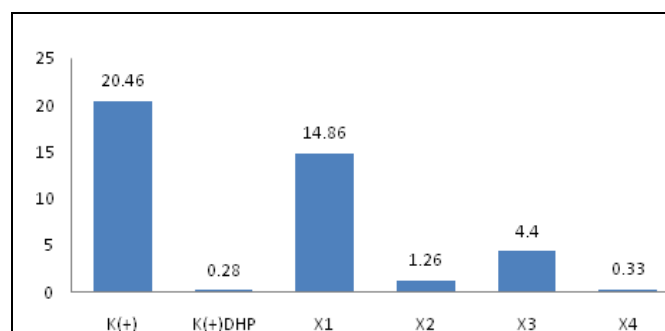


FIG.1: MEAN OF PARACITEMIA INDEX BETWEEN GROUPS

Parasitemia index of these treated with TCW including X1, X2, X3, X4 were significantly lower, $p < 0.05$. Different of groups mean describe in **Table 1**.

TABLE 1: DIFFERENCE BETWEEN GROUP OF PARASITEMIA INDEX

Group	Homogeneity	p	Difference between groups					
			K(+)	K(+DHP)	X1	X2	X3	X4
K(+)	0.288 ^a	0.000*	-	0.009*	0.465	0.009*	0.009*	0.009*
K(+DHP)			-	-	0.009*	0.248	0.009*	0.916
X1			-	-	-	0.009*	0.009*	0.009*
X2			-	-	-	-	0.047*	0.465
X3			-	-	-	-	-	0.009*
X4			-	-	-	-	-	-

* One Way Anova test, significant value $p < 0.05$, ^aHomogeneity test, $p > 0.05$

Thus this suggested that TCW has effect in reducing parasitemia index. Further analysis showed that parasitemia index of X3 group was lower than X1 group ($p = 0.009$). This indicate that the dose of 2 ml TCW was the most effective dose in controlling malaria infection. Parasitemia index of K(+) receiving DHP group significantly lower than X1 and X3 groups. Additionally parasitemia index of K(+) receiving DHP group was not different than X2 and X4 groups. All of these emphasized that TCW remain need standard malaria therapy to complete in controlling Plasmodium infection. Ascorbic acids in coconut water increase antimalaria activities, in line with the previous study which observed the effectiveness of ascorbic in combination with arthemeter to reduce paraitemia index ¹³.

The most amino acid contains in coconut water is L-arginine. L-arginine is involved in many metabolic pathways, including the synthesis of NO. NO production is influenced by several cytokines, including interferon gamma (IFN- γ) and tumor necrosis factor-alpha (TNF- α) which up

regulate iNOS expression involve in an increasing NO production. NO has

Effectiveness of coconut water againts Hb level:

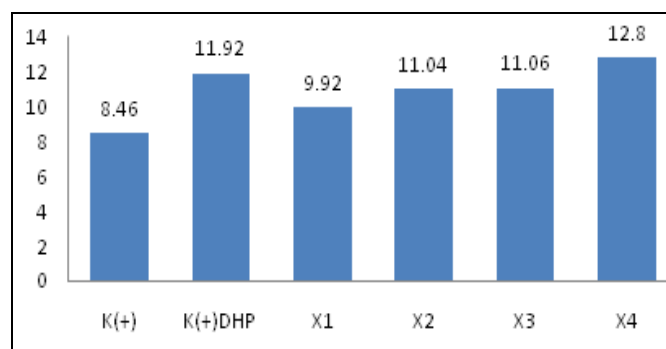


FIG.2: MEAN OF Hb LEVELS

Effectiveness of coconut water on Hb level showed that no differences mean of Hb levels between groups X3 (2 ml/100 g BW TCW) and control K(+DHP). The mean hemoglobin level of TCW treatment were lowest than control K(+). Describe in **Table 2**.

TABLE 2: DIFFERENCES OF Hb LEVELS BETWEEN GROUP

Group	Homogeneity	p	K(+)	K(+DHP)	X2	X3	X4
K(+)	0.453 ^a	0.001*	-	0.022*	0.253	0.063	0.006*
K(+DHP)			0.022*	-	0.941	0.748	0.829
X1			0.696	0.379	0.919	0.772	0.127
X2			0.253	0.941	-	1.000	0.546
X3			0.063	0.748	1.000	-	0.17
X4			0.006*	0.829	0.546	0.177	-

* One Way ANOVA Test, significant value $p < 0.05$, ^aHomogeneity test, $p > 0.05$

Content 0.106 mg/mL of Vitamin C in TCW enhance iron absorbs ion and pevent the RBCs damage. In malaria infection, Vitamin C serum was lower than normal. The previous study

showed that Vitamin C in dose of 0.3 mL/20 g BW can increase Hb levels in Balb C mice infected by *Plasmodium vivax*. ¹⁶ The antioxidants effectivities are usually associated with their ability to inhibit

oxidative damage by DPPH free radicals scavenging. Most herb study showed that phenolic compound has antioxidant activity. Phenolic compound in TCW are probably play a role in improving Hb levels This however, has never been studied. Than K(+), $p < 0.05$. Post hoc bonferoni test showing the different between groups was described in Table 1. Activity to parasites killing.¹⁴,¹⁵ Effectiveness of TCW againts parasitemia index is the novelty study.

CONCLUSION: This study indicates that effectiveness tender coconut water to reduce of parasitemia index and increase Hb level in Swiss mice, but effect in human malaria is not confirmed and need further investigation.

CONFLIC OF INTEREST: This study is original research carried out by the cited authors. The authors declare that there is no conflict of interests regarding the publication of this paper.

REFERENCES:

1. World malaria report 2015. 1.Malaria - prevention and control. 2 Malaria - economics. 3.Malaria - epidemiology. 4.National Health Programs - utilization. 5.Insecticide-Treated Bednets. 6.Antimalarials - therapeutic use. 7.Drug Resistance. 8.Disease Vectors. 9.Malaria Vaccines. 10.Annual Reports. I.World Health Organization. 2015
2. Bhatia Rajesh, Rastogi RM and Ortega Leonard. Malaria successes and challenges in Asia, Review Article. J Vector Borne Dis. 2013;50:239-247
3. Bhattacharya Amit and Bharti Netu. Burden of Malaria and Prospective Challenges in South-East Asia Region: A Review. Int J of Trop Dis & Health. 2015;9(1):1-7
4. Riset Kesehatan Dasar 2013. Badan Penelitian dan Pengembangan Kesehatan, Kementerian Kesehatan Republik Indonesia. 2013:111-115
5. Al-Salahy Mohamed, Shnawa Bushra, Abed Gamal, Mandour Ahmed, and Al-Ezzi Ali. Parasitaemia and Its Relation to Hematological Parameter and Liver Function amog Patients Malaria in Abs, Hajjah, Northwest Yemen.

- Interdisciplinary Perspectives on Infectious Diseases. 2016; <http://dx.doi.org/10.1155/2016/5954394>
6. Saha Ashis Kumar, Maitra Somnath and Hazra Subhas Chandra. Comparison of Hematological Parameters between *Plasmodium Falcifarum*, *Plasmodium Vivax* and Control Group. Int J of Med Res Health Sciences. 2013;3(1): 120-127
 7. Jivani Payal, Panchal Bijal, Parmar Sudha, Mehta Neeta, Savaliya Chiraq and Sorani Ashvin. A Comparative Study of Effect of *P.Falcifarum* and *P.Vivax* Malaria on Platelet Count. Int J of Basic & Appl Physiology. 2014;3(1):243-247
 8. Osaro Erhabor, Jamilu Moh Horo, Ahmed HM and Ezimah ACU. Effect of Plasmodium Parasitaemia on Som Haematological Parameters in Children Livin in Sokoto, North Western, Nigeria. Int J of Clin Med Res. 2014;1(2):57-64
 9. Douglas NM, Anstey NM, Buffet PA, Poespoprodjo JR, Yeo TW, White NJ and Price RN. The Anemia of *Plasmodium vivax* malaria. Malaria Journal. 2012;135
 10. Pathak Vrushali A and Ghosh Kanjaksha. Erythropoiesis in Malaria Infections and Factors Modifying the Erythropoietic Response. Hindawi Publ Corp. 2016. <http://dx.doi.org/10.1155/2016/9310905>
 11. Irighogbe OI, Agbaje EO, Oreagba IA, Aina OO and Ota AD. Oxidant versus Antioxidant Activity in Malaria: Role of Nutritional Therapy. J Med Sci. 2012;12(7):229-233
 12. Direktorat Jenderal Perkebunan. Statistik Perkebunan Indonesia Komoditas Kelapa 2013-2015 (Tree Crop Estate Statistic of Indonesia Coconut Comodity 2013-2015). Kementerian Pertanian Republik Indonesia. 2014
 13. Ganiyu KA, Akinleye MO and Tayo Fola. A Study of the Effect of Ascorbic Acid on the Antiplasmodial Activity of Arthemether in Plasmodium Berghei Infected Mice. Journal of Applied Pharmaceutical Sciences. 2012; 12(06): 96-100
 14. Iwalewa EO, Roland T, Aduloju B.O, Adepiti AO, Odehira SA, Iwalewa OJ, et al. Antimalarial effects of Anthraquinone, Sodium nitroprusside, ^{NG}-nitro-L-arginine methyl ester, and their combinations on *Plasmodium berghei* in Mice. Int J of Pharmacy and Pharmacology. 2013;2(7):117-124
 15. Bakare AA, Duru FI and Akinsola OJ. Effects of immature coconut water on hyperprolactine induced oxidative stress in female Sprague-Dawleys rats. International Research Journal Of Basic and Clinical Studies. 2014;2(1):9-13
 16. Rahfiludin MZ and Ginandjar Praba. The Effect of Zinz and Vitamin C Supplementation on Hemoglobin and Hematocrit Levels and Immune Response in Patients with *Plasmodium vivax* Malaria. Southeast Asian J Trop Med Public Health. 2013;44(5):733-739.

How to cite this article:

Mulyanti, Dharmana E, Djamiatun K and Wijayahadi N: Effectiveness of Tender Coconut Water (*Cocos Nucifera* L) againts Parasitemia Index and Hemoglobin Levels in Malaria Infection. Int J Pharm Sci Res 2016; 7(9): 3873-76.[doi: 10.13040/IJPSR.0975-8232.7\(9\).3873-76](https://doi.org/10.13040/IJPSR.0975-8232.7(9).3873-76).

All © 2013 are reserved by International Journal of Pharmaceutical Sciences and Research. This Journal licensed under a Creative Commons Attribution-NonCommercial-ShareAlike 3.0 Unported License.

This article can be downloaded to **ANDROID OS** based mobile. Scan QR Code using Code/Bar Scanner from your mobile. (Scanners are available on Google Playstore)